

P4

RAJAH SERFOJI GOVERNMENT COLLEGE (A), THANJAVUR-5

PG & RESEARCH DEPARTMENT OF ECONOMICS

M.A. Economics Curriculum Design- 2023 July Onwards

First Year - Semester - I

Course Components	Name of the Course	Ins. Hrs	Credits	CIA	External	Total
Core Paper-I	Advanced Micro Economics	7	5	25	75	100
Core Paper-II	Indian Economic Development and Policy ✓	7	5	25	75	100
Core Paper-III	Statistics for Economists ✓	6	4	25	75	100
Elective-I	1. Modern Economic Thought (or) 2. Rural Economics ✓	5	3	25	75	100
Elective-II	1. Regional Economics (or) 2. Welfare Economics	5	3	25	75	100
<b>Total</b>		30	20			

First Year - Semester - II

Course Components	Name of the Course	Ins Hrs.	Credits	CIA	External	Total
Core Paper-IV	Monetary Economics 5	6	5	25	75	100
Core Paper-V	Labour Economics 5	6	5	25	75	100
Core Paper-VI	Mathematical Economics 4	6	4	25	75	100
Elective-III	1. Gender Economics (or) 2. Urban Economics 3	4	3	25	75	100
Elective-IV	1. Resource Economics (or) 2. Economics of Climate Change 3	4	3	25	75	100
Skill Enhancement Course / NME	Social Ethics and Responsibilities – Women Empowerment, Disability, Social Inclusion. 2	4	2	40	60	100
<b>Total</b>		30	22			

~~Head~~  
PG & Research Dept. of Economics  
Rajah Serfoji Govt. College (Autonomous)  
THANJAVUR

*[Signature]*  
CONTROLLER OF EXAMINATIONS  
RAJAH SERFOJI GOVERNMENT COLLEGE (AUTONOMOUS)  
THANJAVUR - 613 005.

**Second Year - Semester - III**

Course Components	Name of the Course	Ins Hrs.	Credits	CIA	External	Total
Core Paper-VII	Advanced Macro Economics	6	5	25	75	100
Core Paper-VIII	Public Economics	6	5	25	75	100
Core Paper-IX	Research Methodology	6	5	25	75	100
Core Paper-X	Econometric Methods	6	4	25	75	100
Elective-V	1. Economics in Everyday Life (or) 2. Entrepreneurial Development	3	3	25	75	100
Skill Enhancement Course	Personality Development -Facing of Interview in Private and Government Jobs	3	2	40	60	100
Internship/ Industrial activity	Skill Enhancement in Companies and Institutions	-	2	-	-	
<b>Total</b>		<b>30</b>	<b>26</b>			

**Second Year - Semester - IV**

Course Components	Name of the Course	Ins. Hrs	Credit	CIA	External	Total
Core Paper-XI	International Economics	6	5	25	75	100
Core Paper-XII	Development Economics	6	5	25	75	100
Project with Viva – Vove		10	7			
Elective-VI	1. Economics of Social Issues (or) 2. Human Resource Development	4	3	25	75	100
Skill Enhancement Course / Professional Competency Skill	Role of MSMEs - Practice of Public and Private Companies and Banking Systems / Skill Development of Tally (Learning of Tally for Employability) / Competitive Examinations (UPSC/TNPSC) (IBPS)	4	2	40	60	100
Extension Activity	Extension Activity	-	1			
<b>Total Credit</b>		<b>30</b>	<b>23</b>			


**Head**  
PG & Research Dept. of Economics  
Rajah Serfoji Govt. Coll.

**CONTROLLER OF EXAMINATIONS**  
RAJAH SERFOJI GOVERNMENT COLLEGE (AUTONOMOUS)  
THANJAVUR - 613 005.

SEMESTER- s	Hours	Credits
I	30	22
II	30	22
III	30	24
IV	30	23
<b>Total</b>	<b>120</b>	<b>91</b>

Papers	No. of Papers X Credits	Total Credits
Core Papers	12 X 4	48
Electives	6 X 3	18
Ability Enhancement Course	3 X 2	6
Skill Enhancement Course	4 X 2	8
Professional Competency Skill	1 X 2	2
Industry Module	1 X 3	3
Extension Activity	1 X 1	1
Project	1 X 3	3
Internship	1 X 2	2
<b>Total</b>		<b>91</b>

  
**CONTROLLER OF EXAMINATIONS**  
**RAJAH SERFOJI GOVERNMENT COLLEGE (AUTONOMOUS)**  
**THANJAVUR - 613 005.**


  
**Head**  
**PG & Research Dept. of Economics**  
**Rajah Serfoji Govt. College (Autonomous)**  
**THANJAVUR**

**Optional Core Courses:**


1. Agricultural Economics
2. Industrial Economics
3. Health Economics
4. Managerial Economics
5. Financial Economics
6. History of Economic Thought
7. Computer Application in Economics

**Optional Elective Courses:**

1. Economics of Infrastructure
2. Economics of Sustainable Development
3. Maritime Economics
4. Population Studies/ Demography
5. Economic Thoughts of Nobel Laureates
6. Economics of Natural Disasters

  
4/2/23

  
**CONTROLLER OF EXAMINATIONS**  
RAJAH SERFOJI GOVERNMENT COLLEGE (AUTONOMOUS)  
THANJAVUR - 613 005.

  
**Head**  
**PG & Research Dept. of Economics**  
Rajah Serfoji Govt. College  
Thanjavur

# SEMESTER- - I

  
**CONTROLLER OF EXAMINATIONS**  
**RAJAH SERFOJI GOVERNMENT COLLEGE (AUTONOMOUS)**  
**THANJAVUR - 613 005.**

  
**Head**  
**PG & Research Dept. of Economics**  
**Rajah Serfoji Govt. College (Autonomous)**  
**THANJAVUR**



## SEMESTER- - I

## CORE - I

## ADVANCED MICRO ECONOMICS = TIPECCI

**Course Objectives:**

1. To make the students to understand consumer behavior with the theories of Demand and Production.
2. To elaborate various market structure and the theories of distribution.

**Unit I: Consumer Choice**

Cardinal and ordinal utility - Indifference curve approach - Slutsky's Decomposition of price effect into substitution effect and income effect - Consumer surplus - Marshall's and Hicksian measures - Compensatory Demand Curve- Revealed Preference Theorem- and derivation of Marginal Utility schedule for money income.

**Unit II: Economics of Information**

Informational asymmetry -- Choice under Uncertainty - N-M Index - Inter-temporal choice - Market for lemons- Adverse selection - Insurance market and adverse selection - Solution to principal agent problem- Hidden action (Moral Hazard) - Signaling and Screening.

**Unit III: Market Structure Models**


- a. Perfect competition - Price and output determination - Optimum firm-
- b. Monopoly - Short run and long run equilibrium - Price discrimination monopoly control, and regulation - Contestable Market-
- c. Monopolistic competition-Chamberlin Model- selling costs - Excess capacity -
- d. Oligopoly - Duopoly price game-dominant strategy-Nash Equilibrium Non-collusive Models - Cournot- Bertrand - Chamberlin - Edgeworth -Sweezy - Stackelberg- Oligopoly - Collusive Models - Cartels and mergers -Price leadership - Base point price system
- e. Monopsony - Price and output determination - Workable competition.

**Unit -IV: Alternative Theories of Firm**

Full Cost Pricing Rule- Limits pricing theory- Bains Theory- Sylos-Labini Model- Modigliani's Models- Input-output model -Linear programming applications in decision making- Peak Load Pricing - Administered Pricing- Purchasing Power Parity Price.

**Unit -V: Distribution Theories**

Neo-classical approach - Marginal productivity theory; Product exhaustion theorem; - Modern theory of distribution - Factor Pricing in imperfect product and factor markets- Determination of Wages -Labour supply and wage determination - Role of trade unions and collective bargaining- Theories of Interest- Theories of Profit.

  
 CONTROLLER OF EXAMINATIONS  
 RAJAH SERFOJI GOVERNMENT COLLEGE (AUTONOMOUS)  
 THANJAVUR - 613 005.



Head of Department  
 PG & Research Dept of Economics  
 Rajah Serfoji Govt. College  
 THANJAVUR

**Text Books:**

1. Jhingan M.L, (2004 Reprint) Advanced Economic Theory (Vrindha Publications (P) Ltd., New Delhi.
2. Agarwal, H.S. Micro Economic Theory, (Ane's Books Pvt. Ltd.,) New Delhi.

**References:**

1. Hal R. Varian (2004), Intermediate Micro Economics (East-West Press: New Delhi).
2. Ruffin Roy. J (1992), Intermediate Micro Economics Harper & Collins Publishers.
3. Koutsiyannis A. (1978), Modern Micro Economics, (Macmillan- London).

**Web Resources:**

1. <http://open.oregonstate.education/intermediatemicroeconomics/chapter/module-1>
2. [http://saylordotorg.github.io/text\\_introduction-to-economic-analysis/s16-monopoly.html](http://saylordotorg.github.io/text_introduction-to-economic-analysis/s16-monopoly.html)
3. [http://saylordotorg.github.io/text\\_introduction-to-economic-analysis/s17-games-and-strategic-behaviour.html](http://saylordotorg.github.io/text_introduction-to-economic-analysis/s17-games-and-strategic-behaviour.html)

**Course Outcomes (Cos):**

Upon Completion of this course, the Students will be able

No.	Course Outcomes	K-Levels
CO1	To illustrate and analyse the theories of consumer behavior	K1, K2, K4
CO2	To illustrate and identify the choice under uncertainty.	K2, K3
CO3	To compare how price and output is determined in different market situations and evaluate the market structures	K2, K4, K5
CO4	To identify and examine the alternative theories of firms.	K3, K4
CO5	To define, explain, and compare the theory of distribution.	K1, K2, K4

K<sub>1</sub> – Knowledge, K<sub>2</sub> - Understand, K<sub>3</sub> – Apply, K<sub>4</sub> – Analyse, K<sub>5</sub> – Evaluate, K<sub>6</sub> – Create.

**CO-PO Mapping (Course Articulation Matrix)**

CO / PO	PSO1	PSO2	PSO3	PSO4	PSO5
CO1	3	3	3	3	3
CO2	3	3	3	3	3
CO3	3	3	3	3	3

CONTROLLER OF EXAMINATIONS  
RAJAH SERFOJI GOVERNMENT COLLEGE (AUTONOMOUS)  
THANJAVUR - 613 005.

Head  
PG & Research Dept. of Economics  
Rajah Serfoji Govt. College (Autonomous)  
THANJAVUR

CO4	3	3	3	3	3
CO5	3	3	3	3	3
Weightage	15	15	15	15	15
Weighted percentage of Course Contribution to Pos	3.0	3.0	3.0	3.0	3.0

**Level of Correlation between PSO's and CO's**

(Suggested by UGC as per Six Sigma Tool – Cause and Effect Matrix)

Assign the value

1 – Low

2 – Medium

3 – High

0 – No Correlation

*[Handwritten Signature]*  
**Head**  
 PG & Research Dept. of Economics  
 Rajah Serfoj Govt. College (Autonomous)  
 THANJAVUR

*[Handwritten Signature]*  
**CONTROLLER OF EXAMINATIONS**  
 RAJAH SERFOJ GOVERNMENT COLLEGE (AUTONOMOUS)  
 THANJAVUR - 613 005.

*[Red X mark]*

**SEMESTER- - 1****CORE - II****INDIAN ECONOMIC DEVELOPMENT AND POLICY** - TIPECC<sup>2</sup>**Course Objectives:**

1. To provide a macroeconomic understanding of the Indian Economy.
2. The students become aware of various challenges of the Indian Economy.

**Unit 1: Introduction**

Growth and Structural Change Indian economy at Independence- The policy framework: statist policy, transition to market-oriented policy, role of erstwhile Planning Commission and NITI Aayog- Two phases of growth (1950-1980 and 1980 onwards), factors underlying turnaround- Structural change in Indian economy.

**Unit 2: Agricultural and Industrial Sector**

Agricultural and Industrial Sectors - Agricultural Sector Performance of agricultural sector, factors determining agricultural growth - Factors underlying food inflation- Agricultural price policy and food security Industrial Growth - Industrial growth before and after reforms - Dualism in Indian manufacturing- Issues in performance of public sector enterprises and privatization.

**Unit 3: Fiscal Developments**

Fiscal Developments, Finance and External Sector Expenditure trends- GST: rationale and impact- Evolution of the financial sector in post-liberalization period- External sector performance: emergence of India as major exporter in services, performance of manufacturing sector.

**Unit 4: Poverty and Inequality**

Poverty and Inequality - Measuring poverty in India: Selection of poverty lines- Poverty in pre and post liberalization periods- Impact of growth on poverty- PDS vs cash transfers, feasibility of universal basic income in India - Inequality in India in pre and post liberalization periods.

**Unit 5: Social Sector**

Social Issues Gender gap in India and trends in female labour force participation rates, factors determining female labour force participation- Employment: changing nature of employment in India, "jobless growth"- Labour in informal sector- India's graphic transition.

Text Books

**CONTROLLER OF EXAMINATIONS**  
**RAJAH SERFOJI GOVERNMENT COLLEGE (AUTONOMOUS)**  
**THANJAVUR - 613 005.**

**Head**  
**PG & Research Dept. of Economics**  
**Rajah Serfoji Govt. College (Autonomous)**  
**THANJAVUR**

1. Sundaram K P M.,(2002),Indian Economy , 42 revised edition., S.Chand Publications
2. Misra,S, &Puri, V.,(2020.), Indian Economy, Revised Edition., S.Chand Publications

#### Reference Books:

1. KaushikBasu (Ed.) (2012), Oxford Companion to Indian Economy, 3rd Edition, OUP, New Delhi.
2. Uma Kapila (Ed.) (2018), Indian Economy since Independence, Academic Foundation, New Delhi, 29th Edition.
3. AshimaGoyal (Ed.) The Oxford Handbook of the Indian Economy in the 21st Century: Understanding the Inherent Dynamism, Oxford University Press.

#### Web References:


1. <https://www.adb.org/countries/india/economy>
2. <https://www.oecd.org/economy/india-economic-snapshot/>
3. <https://www.indiabudget.gov.in/economicsurvey/>

#### Course Outcomes (Cos):

Upon Completion of this course, the Students will be able to

No.	Course Outcomes	K-Levels
CO1	Understand the Structural change in Indian economy	K <sub>1</sub> , K <sub>2</sub> , K <sub>3</sub> , K <sub>4</sub>
CO2	Assess the Performance of agricultural and Industrial sector	K <sub>1</sub> , K <sub>2</sub> , K <sub>3</sub> , K <sub>4</sub>
CO3	Ability to learn the trends in the economy	K <sub>1</sub> , K <sub>2</sub> , K <sub>3</sub> , K <sub>4</sub> , K <sub>5</sub>
CO4	Understand the Impact of Poverty	K <sub>1</sub> , K <sub>2</sub> , K <sub>3</sub> , K <sub>4</sub>
CO5	Identify Social Issues like Unemployment, Gender disparities	K <sub>1</sub> , K <sub>2</sub> , K <sub>3</sub> , K <sub>4</sub>

K<sub>1</sub> – Knowledge, K<sub>2</sub> - Understand, K<sub>3</sub> – Apply, K<sub>4</sub> – Analyse, K<sub>5</sub>– Evaluate, K<sub>6</sub>– Create.

  
 Head  
 PG & Research Dept. of Economics  
 Rajah Serfoji Govt. College (Autonomous)  
 THANJAVUR

  
 CONTROLLER OF EXAMINATIONS  
 RAJAH SERFOJI GOVERNMENT COLLEGE (AUTONOMOUS)  
 THANJAVUR - 613 005.

**CO-PO Mapping (Course Articulation Matrix)**

CO /PO	PSO1	PSO2	PSO3	PSO4	PSO5
CO1	3	3	3	3	3
CO2	3	3	3	3	3
CO3	3	3	3	3	3
CO4	3	3	3	2	3
CO5	3	3	3	2	3
Weightage	15	15	15	13	15
Weighted percentage of Course Contribution to Pos	3	3	3	3	2.6

**Level of Correlation between PSO's and CO's**

(Suggested by UGC as per Six Sigma Tool – Cause and Effect Matrix)

Assign the value

1 – Low

2 – Medium

3 – High

0 – No Correlation

  
**CONTROLLER OF EXAMINATIONS**  
**RAJAH SERFOJI GOVERNMENT COLLEGE (AUTONOMOUS)**  
**THANJAVUR - 613 005.**

**Head**  
**PG & Research Dept. of Economics**  
**Rajah Serfoji Govt. College (Autonomous)**  
**THANJAVUR**



## SEMESTER- - 1

## CORE - III

## STATISTICS FOR ECONOMISTS - TIPECC3

**Course Objective:**

1. To provide a strong foundation in statistical concepts and develop skills in data handling and research.
2. The course facilitates in inferring the intensity of relationship between multiple variables and building appropriate statistical models. The models thus formulated can be tested for their significance and can be used for forecasting

**Unit I: Probability**

Probability - Addition and Multiplication Theorems - Conditional Probability - Discrete and Continuous - Random Variables - Mathematical Expectations - Bayes Theorem - Theoretical Distributions - Binomial, Poisson and Normal.

**Unit II: Sampling and Hypothesis Testing**

Sampling Theory - Types of Sampling - Sampling Distributions - Parameter and Statistic - Testing of Hypothesis - Level of Significance - Type I and Type II Errors - Standard Error - Properties of Estimator.

**Unit III: Test of Significance Large and Small Sample**

Difference between Large and Small Samples - Test of Significance for Large Samples - Test for Two Means and Standard Deviations - Proportion and Confidence Interval - Small Sample Test - t-test - Paired t- test - Chi-square Test- Test of Goodness of Fit.

**Unit IV: Analysis of Variance**

F test: Assumptions in F test - Analysis of Variance: Assumptions - One-Way and Two-Way Classifications.

**Unit V: Statistical Decision Theory**

Definitions - Concepts - Maximin - Minimax - Bayes Criterion - Expected Monetary Value - Decision Tree Analysis: Symbols - Steps - Advantages and Limitations.

PG & Research in Economics  
Rajah Serfoji Govt. College (Autonomous)  
THANJAVUR

CONTROLLER OF EXAMINATIONS  
RAJAH SERFOJI GOVERNMENT COLLEGE (AUTONOMOUS)  
THANJAVUR - 613 005.

**Text Books**

1. Gupta S.P., Statistical Methods, Sultan Chand and Sons, New Delhi, 2017.

2. Anderson, Sweeney and Williams, "Statistics for Business and Economics", Cengage, 2014.

### References:

1. Aggarwal. Y.P (2002), "Statistics Methods – Concepts Application and Computation", Sterling Publishers Private Ltd., New Delhi.
2. Vittal P.R., Mathematical Statistics, Margham Publications
3. Pillai R.S.N. and Bagavathi V (2010), Statistics, Sultan & amp; Chand Sons, New Delhi.

### Web Resources

1. <https://www.statista.com>.
2. <https://techjury.net>
3. [https://dss.princeton.edu/online\\_help/analysis/interpreting\\_regression.htm](https://dss.princeton.edu/online_help/analysis/interpreting_regression.htm)

### Course Outcomes:

Upon Completion of this course, the Students will be able to

No.	Course Outcomes	K-Levels
CO1	Summarize the basic Probability rules and understand theoretical distributions.	K1 & K2
CO2	Acquire knowledge on the various sampling methods and testing of Hypotheses	K2 & K3
CO3	Use t test and chi square for analysis	K4
CO4	Understand the importance of one and two way ANOVA	K5
CO5	Know the various Decision making tools available	K6

K1 – Knowledge, K2 - Understand, K3 – Apply, K4 – Analyse, K5 – Evaluate, K6 – Create.

  
**CONTROLLER OF EXAMINATIONS**  
 RAJAH SERFOJI GOVERNMENT COLLEGE (AUTONOMOUS)  
 THANJAVUR - 613 005.

  
**Head**  
 PG & Research Dept. of Economics  
 Rajah Serfoji Govt. College (Autonomous)  
 THANJAVUR

## CO-PO Mapping (Course Articulation Matrix)

CO / PO	PSO1	PSO2	PSO3	PSO4	PSO5
CO1	3	2	3	2	2
CO2	3	2	3	3	3
CO3	3	3	3	3	3
CO4	3	3	3	3	3
CO5	2	3	3	2	3
Weightage	14	13	15	13	14
Weighted percentage of Course Contribution to Pos	2.8	2.6	3	2.6	2.8

**Level of Correlation between PSO's and CO's**

(Suggested by UGC as per Six Sigma Tool – Cause and Effect Matrix)

Assign the value

**1 – Low****2 – Medium****3 – High****0 – No Correlation**

**SEMESTER- I : ELECTIVE – I (1)****MODERN ECONOMIC THOUGHT****Course Objectives:**

1. To trace the ideas of Modern Economists
2. To understand the contribution of the Economists.

**Unit I: Classical Economic Thought**

Economic ideas of Irving Fisher –The Quantity theory of Money- Theory of Interest. Joseph Alois Schumpeter - Method of Study –Deductive Method –Inductive Method-Theory of Economic Development- Role of Entrepreneur – Innovation-Business Cycles – Capitalism and Socialism . J.K. Galbraith – The objective of Economic Progress- Concept of Countervailing Power.

**Unit II: Neo Classical Economic Thought**

Ragnar Nurske – Foreign Resources – Capital Formation –Disguised Unemployment ,Mrs-Joan Robinson –Imperfect Competition – F.Y .Edgeworth –Mathematical Economic Analysis –Three Dimensional Utility

**Unit III: Keynesian Economic Thought**

Lord Lionel Robbins – Definition of Economics-Causes of Depression -Milton Friedman – Quantity Theory of Money –Permanent Income Hypothesis ,Friedman and Savage Hypothesis , Paul A.Samuelson –Impact of Keynesian Economics –Revealed Preference Theory –Business Cycles –Social Welfare Function-Samuelson's Utility Possibility Approach

**Unit IV: Post Keynesian Economic Thoughts**

Ideas of Modern Indian Economists-R.K.Mukerjee- Institutional theory of Economics-Regional Economics - Ecological Theory of Population -Planning in India, J.K.Mehta – Static and Dynamic Economics -Economics of Welfare -Economics of Growth and Development-Economics of Fast

**Unit V:Indian Economists**

C.N.Vakil -Planning- Wage -Goods Model-Role of Technological Progress-Poverty -Deficit Financing and Public Expenditure, V.K.R.V.Rao -Economic Activities -Institutional Development-Deficit Financing-Fiscal Policy-Human Factor in Economic Growth-Amartya Kumar Sen – Poverty and Famine ,Poverty and Inequality-Concept of Capability-Entitlement -Choice of Techniques.

**Text Books:**

1. Dr.U.C.Kulshrestha (1994) ,History of Economic Thought ,Lakshmi NarainAgarwal
2. Dr.S.Sankaran (2006) ,A History of Economic Thought ,Margham Publications

**Reference Books:**

1. Eric Roll ( 1956 ) A History of Economic Thought,PrenticeHall,Inc,U.S.A,
2. Dr.PankajSrivastava (2018) Economic Thinkers , DND Publications ,Jaipur
3. M.L.Jhingan,M.Girija and L.Sasikala (2011),History of Economic Thought, Vrindha Publications

**Web Resources:**

1. [https://ebrary.net/112930/history/a\\_brief\\_history\\_of\\_economic\\_thought](https://ebrary.net/112930/history/a_brief_history_of_economic_thought)
2. <https://www.exploring-economics.org>
3. <https://www.econlib.org>


**Course Outcomes (COs):**

Upon completion of this Course, the students will be able to

S.No	Course Outcomes	K-Levels
CO1	Understand modern economic concept of role of Entrepreneur Innovation, BusinessCycles and Capitalism and Socialism.	K <sub>1</sub> , K <sub>2</sub> , K <sub>4</sub>
CO2	Ability to understand about Capital Formation, Disguised UnemploymentImperfect Competition and Mathematical Economic Analysis	K <sub>1</sub> ,K <sub>2</sub> , K <sub>3</sub> ,K <sub>4</sub>
CO3	Understand the ideas ofPermanent Income Hypothesis, Revealed Preference Theory, Social Welfare Function and Samuelson's Utility Possibility Approach	K <sub>1</sub> ,K <sub>2</sub> , K <sub>4</sub>
CO4	Gain knowledge about the ideas of Modern Indian Economists-Regional Economics, Ecological Theory of Population - Economics of Growth and Development-Economics of Fast	K <sub>1</sub> , K <sub>2</sub> , K <sub>4</sub>
CO5	Understand economic ideas like role of Technological Progress-Poverty - Deficit Financing and Public Expenditure, Human Factor in Economic Growth and Inequality and Concept of Capability	K <sub>1</sub> ,K <sub>2</sub> ,K <sub>3</sub> ,K <sub>4</sub>

K<sub>1</sub> – Knowledge, K<sub>2</sub> - Understand, K<sub>3</sub> – Apply, K<sub>4</sub> – Analyse, K<sub>5</sub> – Evaluate, K<sub>6</sub> – Create.

  
**CONTROLLER OF EXAMINATIONS**  
 RAJAH SERFOJI GOVERNMENT COLLEGE (AUTONOMOUS)  
 THANJAVUR - 613 005.

  
 PG & Research Dept. of Economics  
 Rajah Serfoji Govt. College (Autonomous)  
 THANJAVUR

**CO-PO Mapping (Course Articulation Matrix)**


CO /PO	PSO1	PSO2	PSO3	PSO4	PSO5
CO1	3	3	3	3	3
CO2	3	3	3	3	3
CO3	3	3	3	3	3
CO4	3	3	3	3	3
CO5	3	3	3	3	3
Weightage	15	15	15	15	15
Weighted percentage of Course Contribution to Pos	3	3	3	3	3


**Level of Correlation between PSO's and CO's**

(Suggested by UGC as per Six Sigma Tool – Cause and Effect Matrix)

Assign the value

**1 – Low****2 – Medium****3 – High****0 – No Correlation**

  
**CONTROLLER OF EXAMINATIONS**  
**RAJAH SERFOJI GOVERNMENT COLLEGE (AUTONOMOUS)**  
**THANJAVUR - 613 009.**

  
**Head**  
**PG & Research Dept. of Economics**  
**Rajah Serfoji Govt. College**  
**THANJAVUR**

✓

**SEMESTER- I**  
**ELECTIVE - I (2)**  
**RURAL ECONOMICS**

T P E C E C B

**Course Objectives:**

1. To understand rural economic development in India
2. To know about the Rural Empowerment Programs initiated by Government of India

**Unit I: Introduction to Rural Economics**

Nature and Scope of Rural Economics - Inter-disciplinary approach of Rural Economics - Components - Structure and Characteristics - Pre and Post-independence - Rural Development: Meaning, Nature and Scope - Factors Affecting Rural Growth

**Unit II: Rural Resources and Rural development theories**

Rural Resources: Nature, Types and Magnitude - Rural Resources Management and Development - Application of Technology in Rural Development - Problems and prospects - W.W. Rostow's - Lewis-Fei-Ranis and Gandhian Approach to Rural Development.

**Unit III: Rural Demography and Occupational Structure**

Demography: Population Size, Sex and Age Composition - Density of Population - Population Problems and Challenges - Family Welfare Measures in Rural India - Occupational Structure: Nature of Rural Occupations - Occupational Distribution in Rural India - The Concept of Work Participation Rates.

**Unit IV: Rural Poverty and Unemployment**

Rural Poverty: Meaning, Estimates, Causes and Consequences - Unemployment: Meaning, Types and Magnitude of Rural Unemployment - Causes and Consequences - National Programmes for Rural Development - Community Development Programmes and Employment Guarantee Schemes.

**Unit V: Rural Empowerment Programmes**

Bharat Nirman, Provisions of Urban Amenities in Rural Area (PU RA), Mahatma Gandhi National Rural Employment Guarantee Act - Agencies for Rural Development: Government, Semi-Government Organisations, Co-Operative Institutions, Non-Government Organisations and Voluntary Agencies for Rural Development.

**Text Books:**

1. Vasant Desai: Rural Development in India, Himalaya Publishing House, Mumbai,

2012  
  
**CONTROLLER OF EXAMINATIONS**  
 RAJAH SERFOJI GOVERNMENT COLLEGE (AUTONOMOUS)  
 THANJAVUR - 613 005.

Head  
 P. U. Research Dept of Economics  
 Rajah Serfoji Govt. College (Autonomous)  
 THANJAVUR

2. Dutt and Sundaram- Indian Economy, S.Chand Publications, New Delhi, 2013-07-02.

### References Books:

1. Singh, K., & Shishodia, A. (2016). Rural development: Principles, policies, and management. SAGE Publishing India.
2. Hoff, K., Braverman, A., & Stiglitz, J. E. (1993). The economics of rural organization. Oxford: Oxford University Press.
3. Hill, B., & Ray, D. (1987). Economics for agriculture: food, farming and the rural economy. Basingstoke, UK: Macmillan Education.

### Web Resources:


1. <https://www.kobo.com/us/en/ebooks/public-finance>
2. <https://www.amazon.in/PUBLIC-FINANCE-AMBAR-GHOSH-ebook/dp/B07W5F2P1Q>
3. [https://www.niti.gov.in/sites/default/files/2021-08/11\\_Rural\\_Economy\\_Discussion\\_Paper\\_0.pdf](https://www.niti.gov.in/sites/default/files/2021-08/11_Rural_Economy_Discussion_Paper_0.pdf)


### Course Outcomes (Cos):

Upon Completion of this course, the Students will be able

No.	Course Outcomes	K-Levels
CO1	To label and interpret the nature and scope of rural economics.	K1,K2,
CO2	To define and demonstrate the theories of rural development and rural resources.	K1,K2,
CO3	To recall, outline and determine rural demography and occupation structure.	K1,K2,K5,
CO4	To organize, examine and evaluate rural poverty and unemployment.	K3,K4,
CO5	To summarize, develop and explain the rural empowerment programs.	K2,K3,K5,

K<sub>1</sub> – Knowledge, K<sub>2</sub> - Understand, K<sub>3</sub> – Apply, K<sub>4</sub> – Analyse, K<sub>5</sub> – Evaluate, K<sub>6</sub> – Create

  
**CONTROLLER OF EXAMINATIONS**  
**RAJAH SERFOJI GOVERNMENT COLLEGE (AUTONOMOUS)**  
**THANJAVUR - 613 005.**

  
**Head**  
**PG & Research Dept. of Economics**  
**Rajah Serfoji Govt. College (Autonomous)**  
**THANJAVUR**

## CO-PO Mapping (Course Articulation Matrix)

CO / PO	PSO1	PSO2	PSO3	PSO4	PSO5
CO1	3	3	3	3	3
CO2	3	3	3	3	3
CO3	3	3	3	3	3
CO4	3	3	3	3	3
CO5					
Weightage	15	15	15	15	15
Weighted percentage of Course Contribution to Pos	3.0	3.0	3.0	3.0	3.0

## Level of Correlation between PSO's and CO's

(Suggested by UGC as per Six Sigma Tool – Cause and Effect Matrix)

Assign the value

1 – Low

2 – Medium

3 – High

0 – No Correlation



Head  
PG & Research Dept. of Economics  
Rajah Saffoji Govt. College (Autonomous)  
THANJAVUR

CONTROLLER OF EXAMINATIONS  
RAJAH SAFFOJI GOVERNMENT COLLEGE (AUTONOMOUS)  
THANJAVUR - 613 005.

**SEMESTER- I**  
**ELECTIVE – II (1)**  
**REGIONAL ECONOMICS**

**Course Objectives**

1. To equip the analytical skills required to analyse the regional economic issues
2. To understand Regional economic growth in India

**Unit I: Introduction to Regional Economics**

Nature and scope of regional economics – Regional economics and regional science – Regional and Urban Economics: Need for a separate study of regional economics – Concept and types of regions: Administrative, Planning, Agro-climatic, Economic and Functional regions.

**Unit II: Approaches to regional growth**

Approaches to regional growth: Models of regional, inter-regional and multi-regional models; Export base models – Location Theory - Gravity models – Shift-share analysis

**Unit III: Theories of regional economic growth**

Neoclassical models – Dualistic models: Social dualism – Labour surplus model of Arthur Lewis- Migration and development: Harris-Todaro – Core-Periphery models: Myrdal's Cumulative Casuation Hypothesis – Regional Input-output models - New Economic Geography models: Paul Krugman's model of industrial location and development

**Unit IV: Regional economic growth in India**

Administrative regions in India: State, District, Taluk and Village; Urban and Rural regions - Concept, definition and measure of State Income (GSDP) – Rural and urban GDP – Differences in estimation of national income (GDP) and State Income (GSDP) - Measurement of interregional economic growth at State level

**Unit V: Regional Aspects of Stabilization and Growth Policy**

Post-war Regional Cyclical Behaviour and Policy Measures for Stabilization, Theories to Explain Regional Differences in Growth, Fiscal Programmes, Tax and Transfer Programmes, Fiscal Responses of Power Level Governments, Regional Orientation to Policy Programmes and Central Responsibility.

**Text books**

1. Capello Roberta. (2016). Regional Economics. Routledge (New York).
2. Temple, M. (1994). *Regional economics*. St. Martin's Press.

**References**

1. Harry W Richardson (1973): Regional Growth Theory, Macmillan.

**CONTROLLER OF EXAMINATIONS**  
**RAJAH SERFOJI GOVERNMENT COLLEGE (AUTONOMOUS)**  
**THANJAVUR - 613 005.**

**Head**  
**PG & Research Dept. of Economics**  
**Rajah Serfoji Govt. College (Autonomous)**  
**THANJAVUR**

2. Harry W. Richardson. (1970). Elements of Regional Economics. Penguin Books (New York).
3. Harry W Richardson (1969): Regional Economics: Location theory, Urban structure and regional change, Weidenfeld & Nicolson (London)

#### Web resources

1. <http://www.rri.wvu.edu/WebBook/Giarratani/contents.htm>
2. <https://researchrepository.wvu.edu/cgi/viewcontent>
3. [https://ddceutkal.ac.in/Syllabus/MA\\_Economics](https://ddceutkal.ac.in/Syllabus/MA_Economics)

#### Course Outcomes (Cos):

Upon Completion of this course, the students will be able to

No.	Course Outcomes	K-Levels
CO1	understand the Nature and scope of regional economics and its need	K1, K3, k4
CO2	Discuss the Models of regional, inter-regional and multi-regional models	K4,K5
CO3	Evaluate the various theories of regional economic growth	K2, K3,K4
CO4	Describes the Measurement of interregional economic growth at State level	K4,K4
CO5	apply Regional Aspects of Stabilization and Growth Policy	K1,K4,K5

K1 – Knowledge, K2 - Understand, K3 – Apply, K4 – Analyse, K5 – Evaluate, K6 – Create.

#### CO-PO Mapping (Course Articulation Matrix)


CO /PO	PSO1	PSO2	PSO3	PSO4	PSO5	PSO6
CO1	2	3	3	3	2	3
CO2	3	2	2	3	2	3
CO3	3	2	3	2	2	2
CO4	3	3	3	2	3	3
CO5	3	2	2	2	3	2
Weightage	14	12	14	14	12	13
Weighted percentage of Course Contribution to Pos	2.8	2.4	2.8	2.8	2.4	2.6


#### Level of Correlation between PSO's and CO's

(Suggested by UGC as per Six Sigma Tool – Cause and Effect Matrix)

Assign the value

- 1 – Low
- 2 – Medium
- 3 – High
- 0 – No Correlation

  
**CONTROLLER OF EXAMINATIONS**  
 RAJAH SERFOJI GOVERNMENT COLLEGE (AUTONOMOUS)  
 THANJAVUR - 613 005.

  
**Head**  
 PG & Research Dept. of Economics  
 Rajah Serfoji Govt. College (Autonomous)  
 THANJAVUR

✓

**SEMESTER- I**  
**ELECTIVE – II (2)**  
**WELFARE ECONOMICS — T P E C E C D**

**Course Objective:**

1. To enable students to understand the fundamentals as well as development in the field of Welfare Economics.
2. To show the importance of welfare Economics compared to that of wealth Economics

**Unit 1: Introduction to Welfare Economics**

Welfare Economics :Meaning- Concepts: Individual and Social Welfare- Value Judgments- Preferences and Utility - Utility function: Properties - Interpersonal comparisons of utility: degrees of interpersonal comparability. –Social Welfare Function: –Bentham's Utilitarianism- Pigouvian Welfare Economics.

**Unit II: Approaches to Welfare**

Cardinal and Ordinal Approaches- Hicks's Four Measures of Consumers' Surplus- Partial and General Equilibrium- Edgeworth Box Diagram- General Equilibrium of Production and Exchange.

**Unit III: Pareto Optimality Conditions**

Pareto-Optimality Criterion -Definition-Marginal Conditions of Pareto Optimum – Perfect Competition and Pareto Optimality- Exceptions –Externalities – Public Goods and Market Failure – Theory of Second Best.

**Unit IV: New Welfare Economics**

New Welfare Economics – Kaldor- Hicks Compensation Criterion – Utility Possibility Curve -Shortcomings – Scitovsky Paradox – Scitovsky's Double Criterion of Welfare– Little's Criterion.

**Unit V: Theories of Social Choice**

Utility Possibility Curve and Frontier Grand Utility Possibility Curve- Iso Welfare Curves- Arrow's Impossibility Theorem –Amartya Sen and Capability Theorem – Rawls Theory of Social Justice

**Text Books**

1. Verma K.N ( 2012 ) Microeconomic Theory ,Vishal Publishing House

Head  
PG & Research Dept. of Economics  
Rajah Serfoji Govt. College (Autonomous)  
THANJAVUR



  
**CONTROLLER OF EXAMINATIONS**  
RAJAH SERFOJI GOVERNMENT COLLEGE (AUTONOMOUS)  
THANJAVUR - 613 005.

2. Per-Olov Johansson (2009) An introduction to Modern Welfare Economics, Cambridge University Press

### References

1. Arrow, Kenneth J (1963) Social Choice and Individual Values, Cowles Foundation Monograph 12, 2nd ed. Yale University
2. Bossert, Walter and Kotaro Suzumura (2010) Consistency, Choice and Rationality, Harvard University Press: Cambridge MA
3. Broadway, R.W. and N. Bruce (1984), Welfare Economics, Basil Blackwell, Oxford.

### Web Resources


1. <https://conceptually.org/concepts/pareto-principle>
2. <https://web.stanford.edu/~jdlevin/Econ 202/General Equilibrium.pdf>
3. <https://policonomics.com/lp-welfare-economics1-general-equilib...>

### Course Outcomes (Cos):

Upon Completion of this course, the students will be able to

No.	Course Outcomes	K-Levels
CO1	Summarize the Contribution to Welfare Economics	K1,K2
CO2	Analyse the different approaches to Welfare Economics	K3,K4,
CO3	Interpret the development of Pareto Optimality Conditions	K1,K2,K3
CO4	Explain the compensation Criteria of Economics	K2,K5
CO5	Evaluate theories of Social Choice.	K2,K4,K5

K1 – Knowledge, K2 - Understand, K3 – Apply, K4 – Analyse, K5 – Evaluate, K6 – Create.

  
 CONTROLLER OF EXAMINATIONS  
 RAJAH SERFOJI GOVERNMENT COLLEGE (AUTONOMOUS)  
 THANJAVUR - 613 005.

Head  
 PG & Research Dept. of Economics  
 Rajah Serfoji Govt. College

### CO-PO Mapping (Course Articulation Matrix)

CO / PO	PSO1	PSO2	PSO3	PSO4	PSO5
CO1	3	3	2	3	3
CO2	2	3	2	3	2
CO3	3	3	2	3	2

CO4	2	3	2	3	2
CO5	2	3	2	3	3
Weightage	12	15			
Weighted percentage of Course Contribution to Pos	2.4	3	2	3	2.4

**Level of Correlation between PSO's and CO's**

(Suggested by UGC as per Six Sigma Tool – Cause and Effect Matrix)

Assign the value

1 – Low

2 – Medium

3 – High

0 – No Correlation



*(Signature)*  
**CONTROLLER OF EXAMINATIONS**  
**RAJAH SERFOJI GOVERNMENT COLLEGE (AUTONOMOUS)**  
**THANJAVUR - 613 005.**

**Head**  
**PG & Research Dept. of Economics**  
**Rajah Serfoji Govt. College (Autonomous)**  
**THANJAVUR**

# SEMESTER- – II

## SEMESTER- – II

## CORE – IV

T2 PECC4

## MONETARY ECONOMICS

**Course Objectives:**

1. The course is devoted to the main issues in modern monetary economics.
2. The factors behind money demand and supply are studied through the set of comprehensive monetary models.

**Unit I: Classical Theories of Money**

Demand for Money Quantity theories of money – Fisher and Cambridge- Keynesian monetary theory- James Tobin's portfolio analysis of money demand- Don Patinkin's Integration– Real Balance Effect- Milton Friedman's reformulated quantity theory.

**Unit II: Supply of Money**

Supply of Money Types and determinants of money supply – money multiplier- Theories of interest rate – classical – Keynes – Hicks – Hansen.

**Unit III: Money and Capital Market**

Money and Capital Market Significance and functions of Money market and capital market- Role of financial intermediaries – Effects of financial intermediation- Non-banking financial institutions – Gurley and Shaw theory.

**Unit IV: Banking and its functions**

Banking Functions of Commercial banks - Credit creation – process and limitations Role of Commercial banks after nationalization – after reforms- Role of RBI – Regulation of money supply and credit- Narasimham Committee Reports– 1991 and 1998- RaguramRajan Committee Report -2007.

**Unit V: Monetary Policies**


Monetary Policy Objectives and Instruments of Monetary policy– Limitations of monetary policy- Monetarism and Keynesianism – Comparison - Supply side policies.

**Text Books:**

1. Bain, Keith and Howells, Peter: Monetary Economics: Policy and its theoretical Basis, Palgrave Macmillian, 2nd Edition, 2009
2. Mishkin .S. Frederic-The Economics of Money ,Banking and Financial Markets, Pearson Publication, 11th Edition, 2015

**References:**

1. Jhingan, M.L. (2005), Monetary Economics[Konark Publication, New Delhi].
2. Sundaram, K.P.M. (2003), Money, Banking and International Trade [Vikas, New Delhi].

  
**CONTROLLER OF EXAMINATIONS**  
 RAJAH SERFOJI GOVERNMENT COLLEGE (AUTONOMOUS)  
 THANJAVUR - 613 005.

**Head**  
 PG & Research Dept. of Economics  
 Rajah Serfoji Govt. College (Autonomous)  
 THANJAVUR

3. Vaish, M.C. (2004), Money, Banking and International Trade [New Age International, New Delhi].

#### Web Resources:

1. <https://www.amazon.in/Handbook-Monetary-Economics-Benjamin-Friedman-ebook/dp/B00EXOTZ96>
2. <https://link.springer.com/book/10.1057/9780230280854>
3. <https://www.rbi.org.in/scripts/AnnualPublications.aspx?head=Handbook%20of%20Statistics%20on%20Indian%20Economy>

#### Course Outcomes (Cos):

Upon Completion of this course, the students will be able to

No.	Course Outcomes	K-Levels
CO1	To list out and outline the theories of money.	K1,K2,
CO2	To explain construct and distinguish various determinate of money supply and multiplier.	K2,K3,K4,
CO3	To label, explain and evaluate the capital market.	K1,K2,K5
CO4	To define, illustrate and importance of banking sector.	K1,K2,K5,
CO5	To interpret and make use of monetary policy.	K2,K3,

K<sub>1</sub> – Knowledge, K<sub>2</sub> - Understand, K<sub>3</sub> – Apply, K<sub>4</sub> – Analyse, K<sub>5</sub> – Evaluate, K<sub>6</sub> – Create

#### CO-PO Mapping (Course Articulation Matrix)

CO /PO	PSO1	PSO2	PSO3	PSO4	PSO5
CO1	3	3	3	3	3
CO2	3	3	3	3	3
CO3	3	3	3	3	3
CO4	3	3	3	3	3
CO5	3	3	3	3	3
Weightage	15	15	15	15	15
Weighted percentage of Course Contribution to Pos	3.0	3.0	3.0	3.0	3.0

#### Level of Correlation between PSO's and CO's

(Suggested by UGC as per Six Sigma Tool – Cause and Effect Matrix)

Assign the value

1 – Low

2 – Medium

3 – High

0 – No Correlation

  
**CONTROLLER OF EXAMINATIONS**  
**RAJAH SERFOJI GOVERNMENT COLLEGE (AUTONOMOUS)**  
**THANJAVUR - 613 005.**

**Head**  
**PG & Research Dept. of Economics**  
**Rajah Serfoji Govt. College (Auton**  
**THANJAVUR**

## SEMESTER- – II

## CORE – V

T2 PECC5

## LABOUR ECONOMICS

**Course Objectives:**

1. To enable and acquire the knowledge the relating to the significance of labour market
2. To understand the man power in Economic Development

**Unit I: Labour Market and Policies**

Labour Market- Nature and Characteristics, Demand for Labour in relation to size and pattern of investment, Choice of technologies and labour policies Supply of Labour, Growth of Labour Force, Labour Market Policies, Mobility and Productivity

**Unit II: Employment and Wage Determination**

Employment and Development relationship- poverty and unemployment, Unemployment- Types, concepts and measurement, Employment Policy Wage Determination- Classical, Neo-classical and Bargaining theories; Concepts of minimum wage and efficiency wage; Non-wage component

**Unit III: Trade Union Movement**

Since Independence and Present Scenario of the Trade Union Movement- AITUC – INTUC – HMS – UTUC – Association of Indian Trade Unions with International Trade Unions – Problems of Trade Unions – Essentials for success of a Trade Union - The Trade Union Act, 1926- Recent policies relating to Trade union act

**Unit IV Industrial Relation**


Need for Industrial Relation Machinery-Preventive and Curative methods-Collective Bargaining, Arbitration and Adjudications-industrial Democracy, the concept of Workers participation in management- Role of State in Industrial Relations.

**Unit V: Social Security and Reforms**

Social Security- Concepts and evolution, Social assistance and insurance, Review and Appraisal of State Policies, Special Problems- Child labour, discrimination, bonded labour- Labour market Reforms- Exit Policy, safety requirements, National Commission on Labour, Globalisation and labour markets, mobility of labour.

**Text books**

1. Pant C.(1978), Indian Labour Problems, (Allahabad, Chaitanya Publishing House).

  
**CONTROLLER OF EXAMINATIONS**  
 RAJAH SERFOJI GOVERNMENT COLLEGE (AUTONOMOUS)  
 THANJAVUR - 613 005.

**Head**  
 PG & Research Dept. of Economics  
 Rajah Serfoji Govt. College (Autonomous)  
 THANJAVUR

2. Singh S.S., and Metha S.(1989),Labour Economics,(Ajanta Prakasham New Delhi).

### References

1. Tyagi P.B.(1995),Labour Economics and Social welfare,(JaiprakashNath&Co.Meerut),
2. Baholiwal T.N.(1981), Economics of Labour and Industrial Relations,(SahityaBhawan, Agra).
3. Giri V.V.(1985),Labour Problems in Indian Industry (Asia Publishing House,Bombay).

### Web resources

1. [https://fac.ksu.edu.sa > sites > default > files > Moder..](https://fac.ksu.edu.sa/sites/default/files/Moder..)
2. [http://students.aiu.edu > resources > onlineBook > q...](http://students.aiu.edu/resources/onlineBook/q...)
3. [http://assets.vmu.ac.in > PGDLL06](http://assets.vmu.ac.in/PGDLL06)

### Course Outcomes (Cos):

Upon Completion of this course, the students will be able to

No.	Course Outcomes	K-Levels
CO1	study the recent trends of labour and their productivity	K1, K3, K4
CO2	assess the determination of employment and wages	K3,K4
CO3	Understand the trade unions and their impact on labour market	K1, K4,K5
CO4	evaluate the Industrial relation	K3,K4
CO5	analyze the current trends of social security measures	K1,K4,K5

K1 – Knowledge, K2 - Understand, K3 – Apply, K4 – Analyse, K5 – Evaluate, K6 – Create.

### CO-PO Mapping (Course Articulation Matrix)

CO /PO	PSO1	PSO2	PSO3	PSO4	PSO5	PSO6
CO1	2	3	3	3	2	3
CO2	2	3	2	3	2	3
CO3	3	2	3	2	3	3
CO4	2	2	3	2	3	3
CO5	3	2	3	2	3	2
Weightage	12	12	15	14	13	14
Weighted percentage of Course Contribution to Pos	2.4	2.4	3	2.8	2.6	2.8

### Level of Correlation between PSO's and CO's

(Suggested by UGC as per Six Sigma Tool – Cause and Effect Matrix)

Assign the value

- 1 – Low
- 2 – Medium
- 3 – High
- 0 – No Correlation

*[Handwritten Signature]*  
 CONTROLLER OF EXAMINATIONS  
 RAJAH SERFOJI GOVERNMENT COLLEGE (AUTONOMOUS)  
 THANJAVUR - 613 005.

*[Handwritten Signature]*  
 PG & Research  
 Rajah Serfoji Govt. College (Autonomous)  
 THANJAVUR

## SEMESTER- – II

## CORE – VI

T2PECC6

## MATHEMATICAL ECONOMICS

**Course Objectives:**

1. The paper aims to introduce students to the basic building blocks of mathematical analysis used in modern economic theory.
2. To equip the students with mathematical tools and to optimize both static and dynamic economic environment.

**Unit I: Introduction to Linear Algebra**

Sets-Basic concepts-Ordered sets-Relations-Order relations-Metric Spaces-open and closed sets- Convergence - Linear Algebra , Vectors, matrices, inverse, simultaneous linear equations, Cramer's rule for solving system of linear equations, input-output model, Hawkins - Simon condition, open and closed models , quadratic equation, characteristic (eigen) roots and vectors

**Unit II: Differential Calculus**

Introduction to Functions, Limits and Continuity, Derivatives –Concept of maxima & minima, elasticity and point of inflection. Profit & revenue maximization under perfect competition, under monopoly. Maximizing excise tax revenue in monopolistic competitive market, Minimization of cost etc.

**Unit III: Optimization Techniques with Constraints**

Functions of several variables, Partial and total, economic applications, implicit function theorem, higher order derivatives and Young's theorem, properties of linear homogenous functions, Euler's theorem, Cobb – Douglas Production Function - Constrained Optimization-Lagrangian Multiplier Technique- Vector and Matrix Differentiation -Jacobian and Hessian Matrices- Applications-Utility maximization, Profit maximization and Cost minimization.

**Unit IV: Linear and Non-Linear Programming**

Optimization with Inequality Constraints- Linear Programming–Formulation-Primal and Dual- Graphical and Simplex method-Duality Theorem-Non-Linear Programming-Kuhn-Tucker Conditions- Economic Applications.

**Unit V: Economic Dynamics**

Differential Equations-Basic Ideas-Types-Solution of Differential Equations (Homogenous and Exact)-Linear Differential Equations with Constant Coefficients (First and Second Order)- Applications- Solow's Model-Harrod-Domar Model-Applications to Market models-

Difference Equations - Types-Linear Difference Equations with Constant Coefficients (First and Second order) and solutions – Applications- Samuelson's Accelerator-Multiplier model- Cobweb model.

#### Textbooks:

1. Geoff Renshaw,(2016) Maths for Economics, 4E Oxford University Press.
2. Mabbet A J(1986) Workout Mathematics for Economists, Macmillan Master Series, 4<sup>th</sup> Edition London.

#### References:

1. Carter, M. (2001). Foundations of Mathematical Economics, MIT Press.
2. Chiang, A. C. and Wainwright, K. (2005). Fundamental Methods of Mathematical Economics, McGraw-Hill Education.
3. Dowling E. T., Mathematics for economists, Schaum Series (latest edition).

#### Web Resources

1. <https://www.udemy.com/course/mathematics-for-economists-functions-and-derivatives/>
2. <https://www.classcentral.com/course/swayam-mathematical-economics-14187>
3. <https://www.coursera.org/learn/introduction-to-calculus>

#### Course Outcomes (Cos):

Upon Completion of this course, the students will be able to

No.	Course Outcomes	K-Levels
CO1	Understand the mathematical structure of standard economic theoretical framework	K1, K2, K4
CO2	Equip students with mathematical tools to solve optimization problems appear in economic theory	K2, K4, K5
CO3	Equip students with tools to read the technical writing appear in standard economic journals	K1, K3, K4
CO4	analyse the dynamics of macroeconomic policies in an economy	K1, K2, K4
CO5	analyse mathematically the dynamics of the growth process in an economy	K3, K2, K5

K1 – Knowledge, K2 - Understand, K3 – Apply, K4 – Analyse, K5 – Evaluate, K6 – Create.

  
**CONTROLLER OF EXAMINATIONS**  
 RAJAH SERFOJI GOVERNMENT COLLEGE (AUTONOMOUS)  
 THANJAVUR - 613 005.

CO-PO Mapping (Course Articulation Matrix)

**Head**  
 PG & Research Dept. of Economics  
 Rajah Serfoji Govt. College (Autonomous)  
 WUR

CO / PO	PSO1	PSO2	PSO3	PSO4	PSO5

CO1	3	3	3	3	3
CO2	3	3	3	3	3
CO3	3	3	3	3	3
CO4	3	3	3	3	3
CO5	3	3	3	3	3
Weightage	15	15	15	15	15
Weighted percentage of Course Contribution to Pos	3	3	3	3	3

**Level of Correlation between PSO's and CO's**

(Suggested by UGC as per Six Sigma Tool – Cause and Effect Matrix)

Assign the value

1 – Low

2 – Medium

3 – High

0 – No Correlation

**Head**

PG & Research Dept. of Economics  
Rajah Serfoji Govt. College (Autonomous)  
THANJAVUR

**CONTROLLER OF EXAMINATIONS**  
RAJAH SERFOJI GOVERNMENT COLLEGE (AUTONOMOUS)  
THANJAVUR - 613 006.

**SEMESTER- - II**  
**ELECTIVE – III (1)**  
**GENDER ECONOMICS**

**Course Objectives:**

1. To evaluate sources of socio-economic and demographic information for analyzing the impact of the gender factor on demographic processes and economic development
2. It enables to foresee the contributions of women as active economic agents and strategies to empower women and reduce gender inequalities.

**Unit I: Introduction**

Definition- Objectives of Gender Studies - Importance of gender Studies - Women and work: unpaid, underpaid and casual work - Women in primary, secondary and tertiary sectors - Classification of work in Indian census and NSSO – Main workers, marginal workers, non-workers - Invisibility of women's work, problems in measurement - Non-recognition of women's work in national income accounting

**Unit II: Gender Inequality in Labor Market**

Segmented Labor Market and Occupational Segregation - Gendered jobs and Social Inequality - Sex Segregation at Work Place - Globalisation and its impact on gender - Issues of wage discrimination and exploitation in unorganised sector - Women's participation in organised sector - Gender Discrimination - Gender issues at the work place

**Unit II: Social Empowerment**

Women in Higher Education - Gender issues in Health, Environment, Family welfare Measures - Indecent representation of Women in media - Women in Difficult circumstances; Constitutional.

**Unit III: Economic Empowerment**

Introduction - organized sector, unorganized sector - Role of Women in Economic Development – Female Poverty and Poverty alleviation programmes - Status of Women farmers and land rights - Women Entrepreneurs - Impact of Globalization on working women - National Policy for the empowerment of women 2001.

**Unit V: Social issues and Women in Indian Planning**

Issues in the Unorganized sector of Employment - Women's work: Status and problems - problems of Dalit women - Invisibility of women in official data system - Absence of gender disaggregated data - Initiatives towards recognition of women as agents of development from sixth five year plan.

**Text books**

**Head**  
 PG & Research Dept. of Economics  
 Rajah Serfoji Govt. College (Autonomous)  
 THANJAVUR

**CONTROLLER OF EXAMINATIONS**  
 RAJAH SERFOJI GOVERNMENT COLLEGE (AUTONOMOUS)  
 THANJAVUR - 613 005.

1. Eswaran, M. (2014). *Why gender matters in economics*. Princeton University Press.
2. Becchio, G. (2019). *A History of Feminist and Gender Economics*. Routledge.

### References

1. Humphries, J. (1995). *Gender and economics*. Edward Elgar Publishing.
2. Dijkstra, G., & Plantenga, J. (2013). *Gender and economics: a European perspective*. Routledge.
3. Negra, D., & Tasker, Y. (2014). Introduction. Gender and recessionary culture. In *Gendering the Recession* (pp. 1-30). Duke University Press.

### Web Resources

1. <https://www.academia.edu> > 9\_Ch\_1\_Gender\_Economi...
2. <https://ftp.iza.org> > .
3. <https://www.oecd.org> > derec > worldbankgroup

### Course Outcomes (Cos):

Upon Completion of this course, the students will be able to

No.	Course Outcomes	K-Levels
CO1	Understand the Gendered jobs and Social Inequality	K1, K3
CO2	describes the Issues of wage discrimination and exploitation in unorganised sector	K3,K4
CO3	Explain the Gender issues in Health, Environment, Family welfare Measures	K4,K5
CO4	Evaluate the Impact of Globalization on working women and National Policy for the empowerment of women 2001	K1, K3,K4
CO5	Assess the Initiatives towards recognition of women as agents of development from sixth five year plan.	K1,K4,K5

K1 – Knowledge, K2 - Understand, K3 – Apply, K4 – Analyse, K5 – Evaluate, K6 – Create.

### CO-PO Mapping (Course Articulation Matrix)

CO / PO	PSO1	PSO2	PSO3	PSO4	PSO5	PSO6
CO1	2	3	3	3	2	3
CO2	2	2	2	3	2	3
CO3	3	2	3	3	2	3
CO4	2	2	2	2	3	3

CONTROLLER OF EXAMINATIONS  
RAJAH SERFOJI GOVERNMENT COLLEGE (AUTONOMOUS)  
THANJAVUR - 613 005.

Head  
PG & Research Dept. of Economics  
Rajah Serfoji Govt. College (Autonomous)  
Thanjavur - 613 005.

CO5	3	2	3	2	3	2
Weightage	12	11	14	15	12	14
Weighted percentage of Course Contribution to Pos						

**Level of Correlation between PSO's and CO's**

*(Suggested by UGC as per Six Sigma Tool – Cause and Effect Matrix)*

Assign the value

1 – Low

2 – Medium

3 – High

0 – No Correlation

**Head**  
**PG & Research Dept. of Economics**  
 Rajah Serfoji Govt. College (Autonomous)  
 THANJAVUR

**CONTROLLER OF EXAMINATIONS**  
**RAJAH SERFOJI GOVERNMENT COLLEGE (AUTONOMOUS)**  
 THANJAVUR - 613 005.

**SEMESTER- II**  
**ELECTIVE – III (2)**  
**URBAN ECONOMICS**

T P E C E C F

**Course Objectives**

1. To equip with theory and measurement of urban economic growth and development, spatial structure of cities and urbanization.
2. The course outlines the issues of urban poverty and its impact on urbanization.

**Unit I: Introduction**

Definition and Scope of Urban Economics - Sources of Urban Growth –International migration, Trends in growth of urban population in the world - Urban reclassification and physical expansion of urban boundaries –Urbanization and agglomeration economies – industrialization and services sector growth –Urbanization and urban economic growth – Urbanization and globalization.

**Unit II: Economics of Urbanization**

The Process of urbanization: Nature and dimensions, factors initiating and perpetuating urbanization process - Characteristics of an economy passing through different stages of urbanization - Classification of urban areas by demographic, geographical and economic criteria- Process of sub-urbanization

**Unit III: Theories of Urban Growth and spatial structure**

Christaller's Central Place Theory - The Human Ecological Approach to Urban Growth - Urban Size: Ratchet-Rank Size Rule - Migration and urban economic growth: Harris-Todaro Model - Concepts of City Structure - The Minimization of Costs of Friction Hypothesis - Location Equilibrium of an Urban Firm - The Concentric Zone Hypothesis - Urban Residential Land Use Models: Alonso, Muth, Siegel, Park Burgess.

**Unit IV: Urbanization and Labour Market**

Urbanisation and Labour Market - Pull and Push Factors for Urbanisation in India - High Wages and Improved Infrastructure - Employment Opportunities and Educational facilities - Growth of formal and Informal economic activities - Labour Force Participation and Distribution of Workers

**Unit V: Urban Problems and Urban Planning**

Over Population and congestion - Urban housing problem - Urban environment: Air, Water and Noise Pollution - Urban poverty and inequality - Urban Infrastructure: transport Water Supply, Sanitation and Solid waste management - Need for Urban Planning: Objectives and Techniques - Emerging Planning Process - Comprehensive Development Plan – Master Plan – Jawaharlal Nehru National Urban Renewal Mission - Smart Cities

**Text books**

  
**CONTROLLER OF EXAMINATIONS**  
**RAJAH SERFOJI GOVERNMENT COLLEGE (AUTONOMOUS)**  
**THANJAVUR - 613 005.**

**Head**  
**PG & Research Dept. of Economics**  
**Rajah Serfoji Govt. College (Autonomous)**  
**Thanjavur**

1. Shukla, V. (1996) Urbanization and Economic Growth, Himalaya Publishers Pvt. Ltd (New Delhi).
2. Robert L Bish and Hugh O Nourse (1975), Urban Economics and Policy Analysis, McGraw Hill Kogakusha Ltd (Tokyo).

### References

1. O' Sullivan (2012), Urban Economics, McGraw Hill Higher Education (Boston).
2. Edwin S. Mills. (1987). Handbook on Regional and Urban Economics, Volume 2: Urban Economics. North-Holland (Amsterdam).
3. Duranton, G., & Strange, W. C. (1986). *Handbook of regional and urban economics: applied urban economics* (Vol. 3). Elsevier.

### Web resources

1. <https://link.springer.com> > bfm:978-1-349-15661-0 > 1.pdf
2. <https://www.academia.edu> > Urban\_economics\_Arthur\_O..
3. <https://www.ysk-books.com> > show > book > regional-a..

### Course Outcomes (Cos):

Upon Completion of this course, the students will be able to

No.	Course Outcomes	K-Levels
CO1	understand scope of urban economics and urban economic growth	K1, K2, K3
CO2	Describe the process of urbanisation and classification or urban areas	K3, K5
CO3	Evaluate the various theories of urban growth and spatial structure	K2, K4
CO4	Explain the urban Labour Market, Labour Force Participation and Distribution of Workers	K1, K2
CO5	Familiarize the urban problems and planning process.	K1, K4, K5

K1 – Knowledge, K2 - Understand, K3 – Apply, K4 – Analyse, K5 – Evaluate, K6 – Create.

### CO-PO Mapping (Course Articulation Matrix)

CO /PO	PSO1	PSO2	PSO3	PSO4	PSO5	PSO6
CO1	2	3	3	3	2	3
CO2	3	3	3	3	2	3
CO3	3	2	3	2	2	3
CO4	3	2	2	2	3	3
CO5	3	2	2	2	3	3
Weightage	14	12	13	14	12	15

CONTROLLER OF EXAMINATIONS  
RAJAH SERFOJI GOVERNMENT COLLEGE (AUTONOMOUS)  
THANJAVUR - 613 006.

Head  
PG & Research Dept. of Economics  
Rajah Serfoji Govt. College (Autonomous)  
THANJAVUR

Weighted percentage of Course Contribution to Pos	2.8	2.4	2.6	2.8	2.4	3
---	-----	-----	-----	-----	-----	---

**Level of Correlation between PSO's and CO's**


*(Suggested by UGC as per Six Sigma Tool – Cause and Effect Matrix)*

Assign the value

- 1 – Low
- 2 – Medium
- 3 – High
- 0 – No Correlation



**Head**  
PG & Research Dept. of Economics  
Rajah Serfoji Govt. College (Autonomous)  
THANJAVUR



**CONTROLLER OF EXAMINATIONS**  
RAJAH SERFOJI GOVERNMENT COLLEGE (AUTONOMOUS)  
THANJAVUR - 613 005.

**SEMESTER- II****ELECTIVE – IV (1)****RESOURCE ECONOMICS**

TPE LEG

**Course Objectives:**

1. To trace the resources in the country
2. To understand the quality of the available natural resources.

**Unit I: Introduction**

Land Resources in India - Types of soil- Land resource Classification -Forest ,Barren land, Pastures and grazing land, cultural Waste Land, Fallow Land, Agricultural Land -Net Sown Area - Land degradation and soil Erosion-Preventive Measures.

**Unit II: Role of Resources in Economic Development**

Forest Resources-Role of Forests in Economic Development-Forest cover in India-Deforestation-Effects of Deforestation-Urban Forestry - Objectives of Urban Forestry- Social Forestry-Constraints in Social Forestry - Collective Participatory Forest Management – Recent National Forest Policy Act

**Unit III: Water Resources in India**

Water Resources in India -Surface Water –Ground Water –Water Demand and Utilisation-Water Resource Planning- Multi –objective Approach-Benefit Cost Ratio-Capital outlay-Environmental Impact Assessment (EIA)-Manageability of the project-Sustainable Water Management-Recent National Water Policy

**Unit IV:Mineral Resources**

Mineral Resources- Metallic Minerals-Non Metallic Minerals –Mineral Fuels-Environmental Costs of Extracting Mineral Resources-Environmental Impacts of Mineral Resource Extraction and Use-Mineral Conservation and Development Rules (1988)

**Unit V:Conservation and Management of Natural Resources**

Conservation and Management of Natural Resources - Meaning and objectives of Conservation. Conservation of Renewable Resources: Soil conservation- Water conservation- Forests conservation-Fish Conservation-Biodiversity Conservation. Conservation of Non Renewable Resources: Energy Conservation-Mineral Conservation

**Text Books:**

1. M.L.Jhingan, ChandarK.Sharma (2007) Environmental Economics Theory, Management and Policy, Vrindha Publications, New Delhi
2. G.Paneerselvam (2008) Economics of Natural Resources in India , Abhijeet Publications ,New Delhi

**Reference Books:**

Head  
PG & Research Dept. of Economics  
Rajah Serfoji Govt. College (Autonomous)  
THANJAVUR

CONTROLLER OF EXAMINATIONS  
RAJAH SERFOJI GOVT.  
THANJAVUR

1. Jon .M.Conrod (2010), Resource Economics ,Cambridge University Press,U.K
2. John C.Bergstrom& Alan Randall (2010), Resource Economics –An Economic Approach to Natural Resource and Environmental Policy, Edward Elgar Pub,Ltd
3. Judith Rees (2019) Natural Resources Allocation Economics and Policy,Routledge,UK

#### Web Resources:

1. <https://www.india.gov.in/topics/environment-forest/natural-resources>
2. <https://ibm.gov.in/writereaddata/files/09182018162439Mineral%20Scenario%20pdf.pdf>

#### Course Outcomes (COs):

Upon Completion of this course, the students will be able to

S.No	Course Outcomes	K-Levels
CO1	Ability to understand land resources in India and the issues related to it	K <sub>1</sub> , K <sub>2</sub> , K <sub>3</sub> K <sub>4</sub>
CO2	Assess the availability of Forest resources and understand the methods to conserve the resources	K <sub>1</sub> ,K <sub>2</sub> , K <sub>3</sub> K <sub>4</sub>
CO3	Understand the water resources in the country and related environmental issues	K <sub>1</sub> ,K <sub>2</sub> , K <sub>3</sub> K <sub>4</sub>
CO4	Trace the mineral resources in the country	K <sub>1</sub> , K <sub>2</sub> , K <sub>3</sub> K <sub>4</sub>
CO5	Ability to know about conservation of Natural Resources	K <sub>1</sub> ,K <sub>2</sub> ,K <sub>3</sub> ,K <sub>4</sub>

K<sub>1</sub> – Knowledge, K<sub>2</sub> - Understand, K<sub>3</sub> – Apply, K<sub>4</sub> – Analyse, K<sub>5</sub> – Evaluate, K<sub>6</sub> – Create.

#### CO-PO Mapping (Course Articulation Matrix)

CO /PO	PSO1	PSO2	PSO3	PSO4	PSO5
CO1	3	3	3	3	3
CO2	3	3	3	3	3
CO3	3	3	3	3	3
CO4	3	3	3	3	3
CO5	3	3	3	3	3
Weightage	15	15	15	15	15
Weighted percentage of Course Contribution to Pos	3	3	3	3	3

#### Level of Correlation between PSO's and CO's

(Suggested by UGC as per Six Sigma Tool – Cause and Effect Matrix)

Assign the value

1 – Low

2 – Medium

3 – High

0 – No Correlation

*[Handwritten Signature]*  
 CONTROLLER OF EXAMINATIONS  
 RAJAH SERFOJI GOVT. COLLEGE (AUTONOMOUS)  
 THANJAVUR - 613 005.

*[Handwritten Signature]*  
 Head  
 PG & Research Dept. of Economics  
 Rajah Serfoji Govt. College (Autonomous)  
 THANJAVUR

**SEMESTER- II****ELECTIVE – IV (2)****ECONOMICS OF CLIMATE CHANGE****Course Objectives**

1. The objective of this course is to analyses climate change from an economic perspective.
2. The problem is characterized as one of regulating a global stock externality in an intertemporal setting and in the presence of uncertainty and irreversibility.

**Unit I:Introduction**

Science of climate change; global and regional climate predictions; uncertainty in science; physical impacts of climate change – agriculture, sea level rise, health, extreme events; policy debate.

**Unit II:Climate Change Policy - Mitigation**

Efficiency, public goods, externalities; environmental policy instruments – emissions trading, carbon tax, emission trading versus tax; stock pollutants and discounting; decisions under risk and uncertainty;

**Unit III:Integrated Assessment**

Costs and benefits of greenhouse gas mitigation; integrated assessment models; simulation exercises based on DICE model and its variants; sensitivity and uncertainty analysis; Stern review.

**Unit IV:Climate Change Policy - Adaptation**

Climate change impact assessment – applications for agriculture, sea level rise and health; vulnerability assessment; economics of adaptation; measurement of adaptation cost; issues in financing adaptation.

**Unit V:Climate Change Negotiations and Equity**

Criteria for distribution of emission reduction burden; distribution criteria for adaptation fund; inter and intra-generational equity issues; discounting in climate change context

**Text Books:**

1. Perman, R., Ma. Y., Common, M., Maddison, D., Mcgilvray, J., Natural Resource and Environmental Economics, Pearson Education Limited, 2011 (4th Edition).
2. Intergovernmental Panel on Climate Change – Fifth Assessment Report, 2011 Stern, N., The economics of climate change – The Stern Review, Cambridge University Press, 2006.

**Reference:**

1. F. Ackerman, E. Stanton: Climate Economics: State of the Art, Routledge (2013)

Head  
PG & Research Dept. of Economics  
Rajah Serfoji Govt. College (Autonomous)  
THANJAVUR

CONTROLLER OF EXAMINATIONS  
RAJAH SERFOJI GOVERNMENT COLLEGE (AUTONOMOUS)  
THANJAVUR - 613 005.

- W. Nordhaus: A Question of Balance. Yale University Press (2008)
- D. Acemoglu, P. Aghion, Leonardo Bursztyjn, D. Hemous. (2012). "The environment and directed technical change," American Economic Review, 102(1): 131-166.

### Web Resources:

- <https://www.google.com/url?sa=t&rct=j&q=&esrc=s&source=web&cd=&cad=rja&uact=8&ved=2ahUKewjc>
- <https://www.google.com/url?sa=t&rct=j&q=&esrc=s&source=web&cd=&cad=rja&uact=8&ved=2ahUKewjc->

### Course Outcomes (Cos):

Upon Completion of this course, the students will be able to

CO Code	Course Outcomes	K-Levels
CO1	To define and explain the science of climate change.	K1, K2
CO2	To explain and identify the climate change policy.	K2, K3
CO3	To illustrate and analyses the integrated assessment of climate changes.	K2, K4
CO4	To classify, compare and evaluate climate change impact assessment.	K4, K5
CO5	To estimate and illustrate the climate change negotiations and equity.	K5, K6

K<sub>1</sub> – Knowledge, K<sub>2</sub> - Understand, K<sub>3</sub> – Apply, K<sub>4</sub> – Analyse, K<sub>5</sub> – Evaluate, K<sub>6</sub> – Create.

### CO-PO Mapping (Course Articulation Matrix)

CO / PO	PSO1	PSO2	PSO3	PSO4	PSO5	PSO6
CO1	3	3	3	3	3	3
CO2	3	3	3	3	3	3
CO3	3	3	3	3	3	3
CO4	3	3	3	3	3	2
CO5	3	3	3	3	3	3
Weightage	15	15	15	15	15	15
Weighted percentage of Course Contribution to Pos	3.0	3.0	3.0	3.0	3.0	3.0

### Level of Correlation between PSO's and CO's

(Suggested by UGC as per Six Sigma Tool – Cause and Effect Matrix)

Assign the value

1 – Low

2 – Medium

3 – High

0 – No Correlation

*M*



CONTROLLER OF EXAMINATIONS  
RAJAH SERFOJI GOVERNMENT COLLEGE (AUTONOMOUS)  
THANJAVUR - 613 005.

Head

PG & Research Dept. of Economics  
Rajah Serfoji Govt. College (Autonomous)  
THANJAVUR

# SEMESTER- – III

**SEMESTER- – III**  
**CORE – VII**  
**ADVANCED MACROECONOMICS**

**Course Objective:**

1. This course on macroeconomics intends to make the students understand the working of the economy as a whole, integrating the different markets.
2. This course also gives the Classical and Keynesian perspectives on the economic factors affecting an economy's general equilibrium.

**Unit 1: Classical, Keynesian and Post Keynesian Macroeconomics**

Classical Theory of Output and Employment- Full employment equilibrium- AD-AS Model- Keynesian Theory of Output and Employment- Under employment equilibrium- Effective Demand-Hicks Hansen IS-LM- BP Model.

**Unit 2: The New Classical Macroeconomics**

Assumptions of Rational Expectation Hypothesis- Policy Ineffectiveness Theorem- Aggregate supply hypothesis- Policy implications of new classical Approach- Source of Productivity shocks in Real Business Cycle Theory- Stabilisation Policy and Unemployment- Role of money in Real Business Cycle Theory'- Policy implications of real business cycle theory- DAD-DAS Model.

**Unit 3: New Keynesian Macroeconomics**

Core propositions of new Keynesian macroeconomics- Wage and Price Rigidities- New Keynesian business cycle theory- Policy implications of new Keynesian macroeconomics


**Unit 4: Open Economy Macroeconomics**

Openness in goods in financial market- output interest rate and exchange rate- exchange rate regimes- exchange rate and balance of payments- Mundell- Fleming Model.

**Unit 5: Macroeconomic Policies**

Stabilisation policies- Theory of policy- Tinbergens Approach- Fiscal Policy- Monetary Policy- Optional Policy Mix- Crowding out effect- Bond Financed and Tax Financed Government Expenditure- Rules Vs Discretion- Government Budget and Budget Deficit.

**Text Books**

  
**CONTROLLER OF EXAMINATIONS**  
**RAJAH SERFOJI GOVERNMENT COLLEGE (AUTONOMOUS)**  
**THANJAVUR - 613 005.**



**Head**  
**PG & Research Dept. of Economics**  
**Rajah Serfoji Govt. College (Autonomous)**  
**THANJAVUR**

1. Dornbusch, Rudiger, Stanley Fischer, and Richard Startz (2000). Macroeconomics, Tata McGraw-Hill Publishing Company, New Delhi.
2. Roger E.A. Farmer (2002), Macro Economics, Thompson Asia Pvt. Ltd., Singapore.

### Reference Books

1. Michl, T. R. (2015). Macroeconomic Theory: A Short Course: A Short Course. Routledge. Levacic, R. (1982). Macroeconomics: an introduction to Keynesian-neoclassical controversies (No. 339.2 L4.). Macroeconomics: Dornbusch, Fischer, and Startz (Ninth Edition), 2004. Tata McGraw-Hill
2. Blanchard, O., & Giavazzi, F. (2003). Macroeconomic effects of regulation and deregulation in goods and labor markets. The Quarterly Journal of Economics, 118(3), 879-907. Romer D., 1996, Advanced Macroeconomics, McGraw-Hill International.
3. Obstfeld, M., Rogoff, K. S., & Wren-lewis, S. (1996). Foundations of international macroeconomics (Vol. 30). Cambridge, MA: MIT press. Krugman, P.R., and M. Obstfeld, 2003, International Economics: Theory and Policy, 6th edition, India: Pearson Education.

### Web Resources

1. <https://www.econlib.org/library/Enc/bios/Keynes.html>
2. <https://www.postkeynesian.net/post-keynesian-economics/>
3. <https://www.bu.edu/econ/files/2014/08/DLS1.pdf>

### Course Outcomes (Cos):

Upon Completion of this course, the students will be able to

No.	Course Outcomes	K-Levels
CO1	Defines and understand the concepts of general Equilibrium in the Economy and its models and approaches	K1, K2
CO2	Define, Illustrate and examine the role of rational expectations influencing macroeconomics variables, models of income and the various approaches to the working of business cycles.	K1, K2, K4
CO3	To demonstrate, identify and to understand the functions of the major propositions of new Keynesian macroeconomics	K2, K3, K4
CO4	To understand how, Evaluate and to analyse the open economy model in post Keynesian era	K1, K4, K5
CO5	To explain and apply the role of stabilization policies such as fiscal and monetary policy on the economy and to analyze, elaborate and to know the importance government policies and tax frame work	K2, K3, K4, K5, K6

K1 – Knowledge, K2 - Understand, K3 – Apply, K4 – Analyse, K5 – Evaluate, K6 – Create.

### CO-PO Mapping (Course Articulation Matrix)

Head  
PG & Research Dep  
Rajah Serfoji Govt. Coll  
Thanjavur

CONTROLLER OF EXAMINATIONS  
RAJAH SERFOJI GOVERNMENT COLLEGE (AUTONOMOUS)  
THANJAVUR - 613 005.

CO /PO	PSO1	PSO2	PSO3	PSO4	PSO5
CO1	2	3	2	2	3
CO2	2	3	2	3	3
CO3	2	3	3	3	3
CO4	3	3	3	2	3
CO5	3	3	3	3	3
Weightage	12	15	13	13	15
Weighted percentage of Course Contribution to Pos	2.4	3	2.6	2.6	3

### Level of Correlation between PSO's and CO's

(Suggested by UGC as per Six Sigma Tool – Cause and Effect Matrix)


Assign the value


1 – Low

2 – Medium

3 – High

0 – No Correlation

  
**Head**  
 PG & Research Dept. of Economics  
 Rajah Serfoji Govt. College (Autonomous)  
 THANJAVUR

  
**CONTROLLER OF EXAMINATIONS**  
 RAJAH SERFOJI GOVERNMENT COLLEGE (AUTONOMOUS)  
 THANJAVUR - 613 005.

**SEMESTER- – III****CORE – VIII****PUBLIC ECONOMICS****Course Objectives:**

1. To understand the economics of government expenditure and taxation.
2. To discuss the implications of policy for efficiency and equity.

**Unit I: Introduction**

Introduction Role of public finance - Major Fiscal functions- Private and Public goods – Mixed goods – Merit goods- Social goods- Market failure Public goods and externalities.

**Unit II: Theories of Public Expenditure**

Public Expenditure Theories of Public Expenditure – Musgrave – Wagner - Peacock Wiseman– Growth of Public Expenditure – Canons and Evaluation of Public Expenditure.

**Unit III: Taxation**

Taxation and Public Debt Direct and Indirect taxation – Canons and Principles of Taxation – Theory of optimal taxation – modern theory of incidence- Classification and Sources of public debt– Burden of public debt– Principles of public debt– Methods of repayment of public debt– Compensatory aspects of public debt policy.

**Unit IV: Fiscal Policy**

Fiscal Policy and Fiscal Federalism Objectives and Instruments of Fiscal policy – Compensatory Fiscal policy – Fiscal policy for Economic stability and growth– Effectiveness of fiscal policy- Fiscal federalism – Role of finance commission – Principles – Recommendations of 14th Finance Commission and Terms of Reference of the 15th Finance Commission – Transfer of resources from Union and States and States to Local Bodies.


**Unit V: Financial Administration**

Indian Public Finance - Financial Autonomy in India – Tax Reform proposals of Kelkar Committee Tax structure and Working of Fiscal federalism in India – Resource transfer from union to state of Tamil Nadu – VAT – Merits and Demerits- GST design, implementation and impact- Fiscal consolidation in India since 2001-2002 – Fiscal responsibilities of central and state- FRBM Act 2003- Central and State government Budgets – issues of fiscal deficit- Fiscal policy and Economic downturn : Fiscal correction versus additional Stimulus.

**Text Books:**

1. Tyagi B.P., Public Finance, Jai Prakash Nath & Company, 2014

Head  
PG & Research Dept. of Economics

  
CONTROLLER OF EXAMINATIONS  
RAJAH SERFOJ GOVERNMENT COLLEGE (AUTONOMOUS)  
THANJAVUR - 613 005.

2. AmerashBagchi (2005), Readings in Public Finance, Oxford University Press, New Delhi.

### References:

1. AmerashBagchi (2005), Readings in Public Finance, Oxford University Press, New Delhi.
2. Rao, M. Govida and Nirvikar Singh, (2005), The Political Economy of Federalism in India, Oxford University Press, New Delhi.
3. Government of India, Economic Survey (Annual issues). Ministry of Finance, New Delhi. Tamilnadu State Council for Higher Education 15.

### Web Resources:

1. <https://www.india.gov.in/my-government/documents/policy>
2. <http://www.niti.gov.in>
3. <https://www.indiabudget.gov.in/>

### Course Outcomes (Cos):

Upon Completion of this course, the students will be able

No.	Course Outcomes	K-Levels
CO1	To label and interpret the basic theories of public finance.	K1,K2,
CO2	To explain, identify and analyse the public expenditure.	K2,K3,
CO3	To recall, outline and determine about taxes	K1,K2,K5,
CO4	To organize, examine and evaluate about fiscal policy.	K3,K4,
CO5	To summarize, develop and explain about Indian public finance.	K2,K3,K5,

K1 – Knowledge, K2 - Understand, K3 – Apply, K4 – Analyse, K5 – Evaluate, K6 – Create.

### CO-PO Mapping (Course Articulation Matrix)

CO /PO	PSO1	PSO2	PSO3	PSO4	PSO5
CO1	3	3	3	3	3
CO2	3	3	3	3	3
CO3	3	3	3	3	3
CO4	3	3	3	3	3
CO5	3	3	3	3	3
Weightage	15	15	15	15	15
Weighted percentage of Course Contribution to Pos	3.0	3.0	3.0	3.0	3.0

### Level of Correlation between PSO's and CO's

(Suggested by UGC as per Six Sigma Tool – Cause and Effect Matrix)

Assign the value

1 – Low

2 – Medium

3 – High

0 – No Correlation

SEMESTER- – III

CORE – IX

Head

RESEARCH METHODOLOGY

PG & Research Dept. of Economics  
Rajah Serfoji Govt. College (Autonomous)  
THANJAVUR

CONTROLLER OF EXAMINATIONS  
RAJAH SERFOJI GOVERNMENT COLLEGE (AUTONOMOUS)  
THANJAVUR - 613 005.

### Course Objectives

1. This course describes the ethical issues in social science research and the present position of economic research. It covers data collection methods and different types of research design. It also discusses about qualities of a good research report
2. To Develop and equip quality research culture among students

### Unit I: Research in Economics

Research Methods in Economics Nature of Social Science Research – Research Methods in Social Science – Formulating the problem- Types and Sources of Hypothesis – Characteristics of a Good hypothesis- Components and types of research design – Collection of data – sources and methods- Presentation of results – Format of a Report.

### Unit II: Data Collection

Sampling and Data collection Sampling; Need, types, Probability sampling, random, systematic, stratified, multistage or cluster sampling, Non Probability sampling; Purposive Judgment, quota and snowball sampling- Data collection; Primary and Secondary data; NSS and censuses data Methods of data collection- Tools of data collection; schedule and questionnaire.

### Unit III: Research Design

Data Processing and Presentation Processing and analysis of data: Editing, coding and tabulation; use of computers in social science research- Diagrammatic and graphic representation of data- Interpretation of results and Report writing – Preparation of Project Proposals.

### Unit IV: Data Analysis - I

Statistical Inferences Census Versus sampling -Random and Non-Random sampling Techniques Estimation – Point and interval estimation – Statistics and Parameter – Standard Error – Confidence interval- Null and Alternative hypothesis – Type I Error and Type II Error, Level of Significance – Critical region – Steps in Testing of Hypothesis.

### Unit V: Data Analysis - II

Large and small Sample Tests Properties and uses of Normal Distribution – Standard normal 'Z' Statistic Z-Test of Significance of proportions, means and Correlation- 't' Test for sample mean and Equality of mean – Paired 't' Test- Chi-Square Test for Association of Attributes.

### Text Books:

1. C.R. Kothari (2002), Research Methodology Vikas publishing House, New Delhi.
2. Goode W. J and Hatt(1952), Methods in Social Research, Mcgraw Hill Book Co,

Head  
 PG & Research Dept. of Economics  
 Rajah Serfoji Govt. College (Autonomous)  
 THANJAVUR

CONTROLLER OF EXAMINATIONS  
 RAJAH SERFOJI GOVERNMENT COLLEGE (AUTONOMOUS)  
 THANJAVUR - 613 005.

**Reference:**

1. Young, Pauline V., Scientific Social Surveys and Research, 4th Edition, Prentice Hall of India, 1977
2. Bryman, Alan, Social research methods, 4th Edition, Oxford University Press, 2008
3. Patton, M.Q., Qualitative Research and Evaluation Methods, 3rd Edition Sage 41 Publications, 2002

**Web Resources**

1. [www.socialresearchmethods.net](http://www.socialresearchmethods.net)
2. [www.ualberta.ca](http://www.ualberta.ca)
3. <http://finmin.nic.in>

**Course Outcomes (Cos):**


Upon Completion of this course, the students will be able

No.	Course Outcomes	K-Levels
CO1	To understand what are all the basic concepts in Research and explain means of data collection	K1, K2
CO2	Explain and distinguish various sources of primary and secondary data and to apply it in data collection	K2, K3, K4
CO3	Demonstrate, construct, and explain the functions of presenting data in different methods	K2, K4, K5, K6
CO4	To develop the statistical inference and to explain the errors that can happen during data analysis	K3, K4, K5, K6
CO5	To illustrate, identify, evaluate and create new models and evaluate the data	K2, K3, K4, K5, K6

K1 – Knowledge, K2 - Understand, K3 – Apply, K4 – Analyse, K5 – Evaluate, K6 – Create.

4

Head  
PG & Research Dept. of Economics  
Rajah Serfoji Govt. College (Autonomous)  
THANJAVUR

  
CONTROLLER OF EXAMINATIONS  
RAJAH SERFOJI GOVERNMENT COLLEGE (AUTONOMOUS),  
THANJAVUR - 613 008.

**CO-PO Mapping (Course Articulation Matrix)**

CO /PO	PSO1	PSO2	PSO3	PSO4	PSO5
CO1	2	3	3	2	3
CO2	2	3	2	3	3
CO3	2	3	3	3	3
CO4	3	3	3	2	2
CO5	3	3	3	3	3
Weightage	12	15	14	13	14
Weighted percentage of Course Contribution to Pos	2.4	3	2.8	2.6	2.8

**Level of Correlation between PSO's and CO's**

(Suggested by UGC as per Six Sigma Tool – Cause and Effect Matrix)

Assign the value

**1 – Low****2 – Medium****3 – High****0 – No Correlation**

**Head**  
 PG & Research Dept. of Economics  
 Rajah Serfoji Govt. College (Autonomous)  
 THANJAVUR

**CONTROLLER OF EXAMINATIONS**  
 RAJAH SERFOJI GOVERNMENT COLLEGE (AUTONOMOUS)  
 THANJAVUR - 613 005.

**SEMESTER- III****ELECTIVE – V (1)****ECONOMICS IN EVERYDAY LIFE****Course Objectives**

1. To ensure the economic view of society and to familiarize the most basic concepts of economics
2. To help the students to reason and apply economic concept in everyday life

**Unit 1: Thinking about Prices**

What is price - How are prices determined: The concept of willingness to pay - Understanding Inflation: Meaning of Inflation and how it is measured in India - Inflation rate and the prices you pay in shops: why they diverge - Application: why prices are higher in some locations than others although the production and selling costs are identical.

**Unit 2: Economics of Social Customs**

Economics of rising age of marriage and declining family size – Economics of Divorce - How economic globalization is changing the Indian family - Economics of gift-giving: why value of gift in kind is higher compared to gift in cash - Application: Reasoning about economic Inequality between men and women.

**Unit 3: Economics of Social Evils**

Discrimination: Why discrimination can be rational and the economic harm it causes - Pollution: The economic roots of the pollution problem - Economics of the leisure - Addiction: Economic case or legalizing drugs as solution to addiction - Corruption - An Economist's Perspective - application: Why prohibition does more harm than good: An Economic Perspective.

**Unit 4: Economics of Arts, Sports, and Science**


Understanding the declining demand for performing arts from economic perspective - Economics of Sports: Role of economic competition in sporting activity - Economics and Science: science perspective of economics - What motivates scientific research? - Application: How economic Globalization and commercialization enrich Indian music.

**Unit 5: National Issues**

The Union Budget and you – Taxes, Subsidies and Fiscal Deficit - How the stock market works – Bulls and Bears - Gig economy - The global economic crisis: Its origin and impact on India - Application: Living through an economic downturn.

**Text Books:**

  
**CONTROLLER OF EXAMINATIONS**  
**RAJAH SERFOJI GOVERNMENT COLLEGE (AUTONOMOUS)**  
**THANJAVUR - 613 005.**

  
**Head**  
**PG & Research Dept. of Economics**  
**Rajah Serfoji Govt. College (Autonomous)**  
**THANJAVUR**

1. Robert J. Stonebraker (2005), The Joy of Economics: Making Sense of Life, Winthrop University
2. Tim Harford (2000), The Logic of Life: Discovering the New Economics of Everything, (London: Little).
3. Paul Hayne (1998), Economic Way of Thinking, Prentice Hall.

#### References:

1. Penson, T. H (2011), The Economics of Everyday Life: A First Book of Economic Study, Nabu Press Cambridge University Press
2. David D. Friedman (1997), Hidden Order: The Economics of Everyday Life, Harper Business
3. David George Surdam (2015), Century of the Leisured Masses: Entertainment and the Transformation of Twentieth-Century America, Oxford University Press

#### Web Resources

1. <https://www.economicshelp.org/blog/5628/economics/applying-economics-in-everyday-life/>
2. <https://www.sociologygroup.com/economics-in-everyday-life/>
3. <http://acdc2007.free.fr/woodcock2020.pdf>

#### Course Outcomes (Cos):

Upon Completion of this course, the students will be able to

No.	Course Outcomes	K-Levels
CO1	To know what is price and to explain and identify its mechanism in economics function	K1, K2, K3
CO2	To define, illustrate and evaluate the value of economics in social customs of the society	K1, K2, K5
CO3	To find and examine the evils happening in the economy and to identify and measures to overcome those evils	K1, K3, K4, K5
CO4	To illustrate, analyse the importance of various dimensions of economics in the society	K2, K4, K5
CO5	Analyse, measure and to discuss the role of economics in the effective functioning of the country	K4, K5, K6

K1 – Knowledge, K2 - Understand, K3 – Apply, K4 – Analyse, K5 – Evaluate, K6 – Create.

#### CO-PO Mapping (Course Articulation Matrix)

CO / PO	PSO1	PSO2	PSO3	PSO4	PSO5
CO1	3	3	3	3	3
CO2	2	3	3	3	3

Head  
PG & Research Dept. of Economics  
Rajah Serfoji Govt. College (Autonomous)  
THANJAVUR

CONTROLLER OF EXAMINATIONS  
RAJAH SERFOJI GOVERNMENT COLLEGE (AUTONOMOUS)  
THANJAVUR - 613 005.

CO3	3	3	3	3	3
CO4	3	3	2	3	3
CO5	3	3	3	2	2
Weightage	14	15	13	14	13
Weighted percentage of Course Contribution to Pos	2.8	3	2.8	2.8	2.8

**Level of Correlation between PSO's and CO's**

(Suggested by UGC as per Six Sigma Tool – Cause and Effect Matrix)


Assign the value

1 – Low


2 – Medium

3 – High

0 – No Correlation



Head  
PG & Research Dept. of Economics  
Rajah Serfoji Govt. College (Autonomous)  
THANJAVUR

  
CONTROLLER OF EXAMINATIONS  
RAJAH SERFOJI GOVERNMENT COLLEGE (AUTONOMOUS)  
THANJAVUR - 613 005.

**SEMESTER- III****ELECTIVE – V (2)****ENTREPRENEURIAL DEVELOPMENT****Course Objectives:**

1. To understand the concept of Entrepreneurship
2. To understand the responsibilities and process of an entrepreneur

**Unit I: Introduction**

Introduction of Concepts Concept of Entrepreneur – characters of an Entrepreneur – distinction between Entrepreneur & Manager – function & Types of Entrepreneur. Concept Entrepreneurial ship – Role in Economic Development, Women Entrepreneurial ship – function, problems recent trends.

**Unit II: Entrepreneurial Growth**

Entrepreneurial Growth Economic & Non-Economic Factors – Role of Government Entrepreneurial Motivation – Theories – factors- Entrepreneurial Development – Need, Objectives, Phases Evaluation.

**Unit III: Project Formulation and Selection**

Projects & Entrepreneur Meaning – Identification – Selection- Project Formation: Meaning and Significance - Contents of a Project Report – Formation– Planning Commission Guidelines.

**Unit IV: Project Appraisal**

Project Appraisal and Finance Concept - methods of Appraisal- Need for financial Planning – Source of finance - Capital structure – Capitalisation – venture capital – Export Finance.

**Unit V: Institutional Finance**

Institutional Finance to Entrepreneurs Commercial Bank, Industrial Development of India (IDBI), Industrial Finance Corporation of India (IFCI), Industrial Credit & Investment Corporation of India (ICICI) Unit Trust of India (UTI), State Financial Corporation's (SFCs), State Industrial Development Corporation (SIDCO) Exam Bank of India- Institutional Support to Entrepreneur National Small Industries Corporation Ltd. (NSIC)- Small Industries Development Organisation (SIDO)- Small Scale Industries Board (SSIB)- State Small Industries Development Corporations (SSICS)- Small Industries Service Institutes (SISI)- District Industries Centre (DICs).

**Text Books:**

**Head**  
PG & Research Dept. of Economics  
Rajah Serfoji Govt. College (Autonomous)  
THANJAVUR

**CONTROLLER OF EXAMINATIONS**  
RAJAH SERFOJI GOVERNMENT COLLEGE (AUTONOMOUS)  
THANJAVUR - 613 005.

1. Dr.S.S.Khanka (2011), Entrepreneurial Development, S.Chand& Company Ltd, Ram Nagar New Delhi. State Integrated Board of Studies – Economics PG 58.
2. 4. Poornima M. Charantimath, (2007), Entrepreneurship Development and Small Business Enterprises, Pearson Education, New Delhi.

**Reference Books:**

1. Vasant Desai, (2008), Dynamics of Entrepreneurial Development and Management, Himalaya Publishing House, New Delhi.
2. Robert D. Hisrich, Michael P. Peters and Dean A. Shepherd,(2007) Entrepreneurship, Tata McGraw Hill, New Delhi.
3. Khanka, S.S. (2007), Entrepreneurial Development, S.Chand& Company, New Delhi.

**Web Resources:**

1. <https://www.startupindia.gov.in/content/sih/en/reources/l-d-listing.html>
2. <https://elearningindustry.com/entrepreneurship-and-elearning-top-5-elearning-options-newbie-entrepreneurs>

**Course Outcomes (COs):**

Upon Completion of this course, the students will be able to

S.No	Course Outcomes	K-Levels
CO1	Understand the concept of Entrepreneurship	K <sub>1</sub> , K <sub>2</sub> , K <sub>4</sub>
CO2	Ability to learn the factors involved in business	K <sub>1</sub> ,K <sub>2</sub> , K <sub>4</sub>
CO3	Identify the process involved in the project	K <sub>1</sub> ,K <sub>2</sub> , K <sub>3</sub> K <sub>4</sub>
CO4	Assess the methods of Project Appraisal	K <sub>1</sub> , K <sub>2</sub> , K <sub>3</sub> K <sub>4</sub> K <sub>5</sub>
CO5	Acquire the knowledge about source of Finance	K <sub>1</sub> ,K <sub>2</sub> ,K <sub>3</sub> ,K <sub>4</sub>

K<sub>1</sub> – Knowledge, K<sub>2</sub> - Understand, K<sub>3</sub> – Apply, K<sub>4</sub> – Analyse, K<sub>5</sub> – Evaluate, K<sub>6</sub> – Create.

**CO-PO Mapping (Course Articulation Matrix)**

CO /PO	PSO1	PSO2	PSO3	PSO4	PSO5
CO1	3	3	2	3	3
CO2	3	3	2	3	3
CO3	3	3	3	3	3
CO4	3	3	3	3	3
CO5	3	3	2	3	3
Weightage	15	15	12	15	15
Weighted percentage of Course Contribution to Pos	3	3	2.4	3	3

**Level of Correlation between PSO's and CO's**

(Suggested by UGC as per Six Sigma Tool – Cause and Effect Matrix)


Assign the value


1 – Low

2 – Medium

3 – High

0 – No Correlation

  
**CONTROLLER OF EXAMINATIONS**  
 RAJAH SERFOJI GOVERNMENT COLLEGE (AUTONOMOUS)  
 THANJAVUR - 613 005.

  
**Head**  
 PG & Research Dept. of Economics  
 Rajah Serfoji Govt. College (Autonomous)  
 THANJAVUR

# SEMESTER- - IV

**SEMESTER –IV****CORE – X****INTERNATIONAL ECONOMICS****Course Objectives:**

1. To make the students to understand theories of International Trade.
2. To understand the concept of balance of payments and equilibrium in BOP and to know the functioning of international institutions and its role.

**Unit I: Theories of Trade - I**

Pure Theory of International Trade Comparative Cost Theory - Refinements of Comparative Cost Theory Modern Theory of Factor Endowments – Leontief Paradox- Factor price equalization theorem – Factors Intensity Reversal: The Stolper-Samuelson Theorem and the Rybezynski Theorem.

**Unit II: Theories of Trade - II**

Recent Theories of International Trade Karvi's Theory of Availability – Lindar's Theory of Volume of Trade and demand pattern- Posner's Technological Gap Theory – Vernon's Product Cycle Theory - Kenen's Human capital theory- Intra- Industry Trade – Theory of Imperfect Competition - Strategic Theory – External Economies and International Trade.

**Unit III:Balance of Payment**

Balance of Payments Policies BOP Disequilibrium – Adjustment Mechanism: Elasticity Approach, Absorption approach and Monetary Approach- Expenditure changing monetary and fiscal policy – Monetary and Fiscal policies for internal and external balance: The Swan Model and Mundallian Model- Expenditure Switching Policies and Expenditure Reducing Policies – Foreign Trade Multiplier.

**Unit IV: Foreign Aid**

Foreign Aid and MNCs. Foreign Aid - Types of Foreign aid – Advantages and Disadvantages – Factors determining foreign aid - Foreign Investment – Foreign Direct investment – Types of FDI – FDI Policy of India- Multinational Corporations – Features of Multinational Corporations - Advantages and Limitations of MNCs – MNCs and International Trade.

**Unit V:Foreign Exchange**

Managing Foreign Exchange Risk Foreign exchange risk - Sources of foreign exchange risk – types of exchange rate risk - Transaction risk, Translation risk, Economic risk Measurement of Exchange Rate Risk - value-at-risk (VAR) model. Methods of managing foreign exchange risk - internal and external techniques- Forward contracts, Money market hedges, Currency futures, Currency Options, Currency swaps.

**Text Books:**

1. D.N. Dwivedi (2013) International Economics: Theory And Policy. Vikas Publishing House, New Delhi
2. M.L.Jhingan (2016) International Economics, Vrindha Publications, New Delhi

**References:**

1. Francis Cherunillam (2004), International Economics (Tata McGraw Hill, New Delhi).
2. Paul Krugman and Maurice (2013), International Economics: Theory and Policy Obstfeld (New Delhi: Pearson).
3. J.N. Bhagwati (2003), Free Trade Today (Oxford University Press, New Delhi). State Integrated Board of Studies – Economics PG 20.

**Web References:**

1. <https://www.worldbank.org/en/country/eu>
2. <https://www.imf.org/en/Data>
3. <https://www.economagic.com/>

**Course Outcomes (COs):**

Upon Completion of this course, the students will be able to

No.	Course Outcomes	K-Levels
CO1	Understand Theories of International trade	K <sub>1</sub> , K <sub>2</sub> , K <sub>3</sub>
CO2	Learn the Recent Theories in International trade	K <sub>1</sub> , K <sub>2</sub> , K <sub>3</sub>
CO3	Ability to know the concept of Balance of Payments Policies	K <sub>1</sub> , K <sub>2</sub> , K <sub>3</sub> , K <sub>4</sub>
CO4	Assess the working of MNC s, Foreign Aid	K <sub>1</sub> , K <sub>2</sub> , K <sub>3</sub>
CO5	Understand the working of Foreign Exchange	K <sub>1</sub> , K <sub>2</sub> , K <sub>3</sub>

K<sub>1</sub> – Knowledge, K<sub>2</sub> - Understand, K<sub>3</sub> – Apply, K<sub>4</sub> – Analyse, K<sub>5</sub> – Evaluate, K<sub>6</sub> – Create.

**CO-PO Mapping (Course Articulation Matrix)**

CO / PO	PSO1	PSO2	PSO3	PSO4	PSO5
CO1	3	3	3	2	3
CO2	3	3	3	2	3

CONTROLLER OF EXAMINATIONS  
RAJAH SERFOJI GOVERNMENT COLLEGE (AUTONOMOUS)  
THANJAVUR - 613 005.

Head  
Research Dept. of Economics  
Rajah Serfoji Govt. College (Aut)  
THANJAVUR

CO3	3	3	3	2	3
CO4	3	3	3	3	3
CO5	3	3	3	3	3
Weightage	15	15	15	12	15
Weighted percentage of Course Contribution to Pos	3	3	3	2.4	3

**Level of Correlation between PSO's and CO's**

(Suggested by UGC as per Six Sigma Tool – Cause and Effect Matrix)

Assign the value

1 – Low

2 – Medium

3 – High

0 – No Correlation



  
**CONTROLLER OF EXAMINATIONS**  
**RAJAH SERFOJI GOVERNMENT COLLEGE (AUTONOMOUS)**  
**THANJAVUR - 613 005.**

**Head**  
**PG & Research Dept. of Economics**  
**Rajah Serfoji Govt. College (Autonomous)**  
**THANJAVUR**

**SEMESTER – IV****CORE – XI****DEVELOPMENT ECONOMICS****Course Objectives:**

1. Tracing the evolution of theories of economic development
2. To impart ideas on economic development and economic growth and its determinants and to familiarize the students about the index of measuring economic development

**Unit I: Introduction conceptualizing development**

Introduction Conceptualizing development: (a) GNP) as development indicator (b) Sen's capabilities approach to development: The Human Development Index- The structural characteristics of developing economies- Factors of development : (a) Capital accumulation (b) Labour (c) Natural resources (d) Technological Progress (e) Social institutions cultural values and entrepreneurial ability.

**Unit II: Theories of Development as growth**

Theories of Development as growth: (a) Harrod-Domar model (b) Rostow's stages of growth theory (c) Lewis theory (d) balanced and unbalanced growth (e) Neo classical growth theory –Solow Model- Contemporary theory of development: (a) New growth theory: Romer model (b) Underdevelopment as Co-ordination failure (c) Kremer's O-Ring theory of development- Dependency theory-path dependence in development: QWERTY- Geography and development: Krugman's theory.

**Unit III: Poverty, Inequality and Human Capital Measurement**

Poverty, Inequality and Human Capital Measurement of inequality and poverty-Inverted –U hypothesis - Cause of inequality- Investing in education and health-the human capital approach Education and Development (a) social and private benefits of education- (b) education, inequality and poverty (c) Women's education and development Health system in development (a) health and productivity (b) financing health system in developing economics (c) Gender perspective in health care.

**Unit IV: Agriculture and Rural Development**

Agriculture and Rural Development The role of agriculture in development- Agricultural policy: (a) agricultural taxation (b) pricing policy- Risk aversion and uncertainty in subsistence farming-sharecropping and interlocking factor markets- Rural urban migration – Todaro model –Rural credit markets (a) providers and characteristics (b) theories of informed credit markets: lender's monopoly and default collateral.

**Unit V: Policies for Market Development**

**CONTROLLER OF EXAMINATIONS**  
**RAJAH SERFOJI GOVERNMENT COLLEGE (AUTONOMOUS)**  
**THANJAVUR - 613 005.**

**Head**  
 PG & Research Dept. of Economics  
 Rajah Serfoji Govt. College (Autonomous)  
 THANJAVUR

Policies for development Market and the state in development:(a) The Washington consensus components and critical evaluation (b) The role of state in development (c) market failure state failure and development- Trade Policy in development : (a) import substitution (b) export promotion- Fiscal policy for development: (a) direct Vs indirect taxes (b) pattern and level of taxation.- Financial system in development: (a) the role of financial system in development (b) role of central banks (c) financial liberalization.

### Text Books:

1. Jhingan M.L. Jhingan B K.,2019 The Economics of Development and Planning.,42 ed., Vrinda Publications
2. Agrawal, A.N., Indian Economy: Problems of Development and Planning

### References

1. Michael P. Todaro and Stephen C. Smith (2004), Economic Development, Pearson Education, Singapore cha- 2, 6,7, 8.
2. Yujiro Hayami (2003), Development Economics: OxfordUniversity Press, New Delhi. Tamilnadu State Council for Higher Education 17.
3. Debraj Ray (2009), Development Economics, OxfordUniversity Press, New Delhi.

### Web Resources

1. [https://economicsconcepts.com/human\\_development\\_index\\_\(hdi\).htm](https://economicsconcepts.com/human_development_index_(hdi).htm)
2. <https://hdr.undp.org/data-center/human-development-index#/indicies/HDI>
3. <https://web.stanford.edu/~chadj/facts.pdf>



Head  
PG & Research Dept. of Economics  
Rajah Serfoji Govt. College (Autonomous),  
THANJAVUR



CONTROLLER OF EXAMINATIONS  
RAJAH SERFOJI GOVERNMENT COLLEGE (AUTONOMOUS)  
THANJAVUR - 613 005.

**Course Outcomes (Cos):**

Upon Completion of this course, the students will be able to

No.	Course Outcomes	K-Levels
CO1	Understand the concepts of Development	K <sub>1</sub> , K <sub>2</sub> , K <sub>3</sub>
CO2	Acquire knowledge about the theories of economic development	K <sub>1</sub> , K <sub>2</sub> , K <sub>3</sub>
CO3	Ability to understand the concepts related to Poverty, Inequality, Health and Education	K <sub>1</sub> , K <sub>2</sub> , K <sub>3</sub>
CO4	Gain knowledge about the insights of Rural Development	K <sub>1</sub> , K <sub>2</sub> , K <sub>3</sub> , K <sub>4</sub> , K <sub>5</sub>
CO5	Understand the role of State in Fiscal Management	K <sub>1</sub> , K <sub>2</sub> , K <sub>3</sub> , K <sub>4</sub> , K <sub>5</sub>

K<sub>1</sub> – Knowledge, K<sub>2</sub> - Understand, K<sub>3</sub> – Apply, K<sub>4</sub> – Analyse, K<sub>5</sub> – Evaluate, K<sub>6</sub> – Create.**CO-PO Mapping (Course Articulation Matrix)**

CO /PO	PSO1	PSO2	PSO3	PSO4	PSO5
CO1	3	3	3	2	3
CO2	3	3	3	2	3
CO3	3	3	3	3	3
CO4	3	3	3	3	3
CO5	3	3	3	2	3
Weightage	15	15	15	12	15
Weighted percentage of Course Contribution to Pos	3	3	3	2.4	3

**Level of Correlation between PSO's and CO's**

(Suggested by UGC as per Six Sigma Tool – Cause and Effect Matrix)


Assign the value


1 – Low

2 – Medium

3 – High

0 – No Correlation

  
**CONTROLLER OF EXAMINATIONS**  
**RAJAH SERFOJI GOVERNMENT COLLEGE (AUTONOMOUS)**  
**THANJAVUR - 613 008.**

  
**Head**  
**PG & Research Dept. of Economics**  
**Rajah Serfoji Govt. College (Autonomous)**  
**THANJAVUR**

**SEMESTER – IV****CORE – XII****ECONOMETRIC METHODS****Course Objectives:**

1. To provide an understanding on the knowledge of Econometrics and its use for Economists and social scientists, how economic theories are used to test empirical data.
2. To provide in depth knowledge on the Econometric models and to examine the meaning and applicability of dummy variables and to recall the basic methods of time series data.

**Unit I: Basic Regression**

Analysis nature and scope of econometrics – simple regression model: specification, OLS method, assumptions of CLRM and Gauss Markov theorem, hypothesis testing and goodness of fit – extensions of simple regression model: regression through origin, scaling and units of measurement, functional forms of regression model – maximum likelihood estimation.

**Unit II: Dummy Variable**

Dummy Variables- Nature of Dummy Variables- ANOVA Models, ANCOVA Models- Dummy Variable alternative to Chow test- Uses of Dummy Variables Seasonal Analysis- Piecewise Linear Regression. Qualitative response Regression Model- Linear Probability Model, Logit Model, Probit Model, Tobit Model.

**Unit III: Dynamic Econometric Model**

Dynamic Econometric Model: Autoregressive model and Distributed lag model – Estimation of Distributed Lag Models, The Koyck approach to Distributed—Lag models-Adaptive Expectations Model, Partial Adjustment Model. Estimation of Autoregressive Model- Almon approach to Distributed-Lag Models.

**Unit IV: Simultaneous Equation Model**


Simultaneous Equation Model-Simultaneous equation bias- Identification Problem-Rules for Identification- Test of Simultaneity-Test of Exogeneity.Simultaneous Equation Methods- Recursive models and ordinary least squares- Methods of Indirect Least squares-Method of Two-Stage least squares– Generalized least squares.

**Unit V: Time Series Econometrics**

Introduction to Time Series Econometrics: Stochastic Process - Stationary and Non Stationary stochastic process-Unit root stochastic process- Trend stationary and difference stationary stochastic process-Integrated stochastic process – Properties- Unit root tests – Cointegration Model.

**Text Books:**

  
**CONTROLLER OF EXAMINATIONS**  
**RAJAH SERFOJI GOVERNMENT COLLEGE (AUTONOMOUS)**  
**THANJAVUR - 613 005.**

  
**Head**  
**PG & Research Dept. of Economics**  
**Rajah Serfoji Govt. College (Autonomous)**  
**THANJAVUR**

1. Damodar N. Gujarati & Sangeetha (2019) Basic Econometrics Tata McGraw-Hill Publishing company Limited New Delhi
2. K. Dhanasekaran (2012) Econometrics, Vrinda Publications.

**References:**

1. Gujarathi, D.N. (2005), Text Book of Econometrics [McGraw-Hill, New Delhi].
2. Kalirajan, K.P. (1995), Applied Econometrics [Oxford and IBH, New Delhi].
3. Suresh, J. Ghosh (1994), Econometric Theory and Applications [Prentice Hall of India, New Delhi],

**Web Resources:**


1. <https://learneconometricsfast.com>.
2. <https://inomics.com>.
3. <https://economicsnetwork.ac.uk>.


**COURSE OUTCOMES:**

Upon Completion of this course, the students will be able to

No.	Course Outcomes	K-Levels
CO1	Examine the meaning and applicability of dummy variables	K1, K2, K4
CO2	Estimate the Auto Regressive model and the role of lags in dynamic econometric models	K4, K5
CO3	Identify the problems of ignoring OLS assumptions	K3, K4
CO4	Gain in-depth knowledge in Simultaneous equation models	K2, K4
CO5	Analyze the stochastic process and cointegration model	K3, K5

K<sub>1</sub> – Knowledge, K<sub>2</sub> - Understand, K<sub>3</sub> – Apply, K<sub>4</sub> – Analyse, K<sub>5</sub> – Evaluate, K<sub>6</sub> – Create.

  
**CONTROLLER OF EXAMINATIONS**  
**RAJAH SERFOJI GOVERNMENT COLLEGE (AUTONOMOUS)**  
**THANJAVUR - 613 005.**

  
**Head**  
**PG & Research Dept. of Economics**  
**Rajah Serfoji Govt. College (Autonomous)**  
**THANJAVUR**

**CO-PO Mapping (Course Articulation Matrix)**

CO/PSO	PSO 1	PSO2	PSO3	PSO4	PSO5
CO1	3	3	3	3	2
CO2	3	2	3	3	3
CO3	3	3	3	3	3
CO4	3	2	3	3	3
CO5	3	3	3	2	3
AVERAGE	15	13	15	14	14
Weighted percentage of Course Contribution to Pos	3.0	2.6	3.0	2.8	2.8

**Level of Correlation between PSO's and CO's**

A(Suggested by UGC as per Six Sigma Tool – Cause and Effect Matrix)

Assign the value

1 – Low

2 – Medium

3 – High

0 – No Correlation



  
**CONTROLLER OF EXAMINATIONS**  
**RAJAH SERFOJI GOVERNMENT COLLEGE (AUTONOMOUS)**  
**THANJAVUR - 613 005.**

**Head**  
**PG & Research Dept. of Economics**  
**Rajah Serfoji Govt. College (Autonomous)**  
**THANJAVUR**

## SEMESTER – IV

## ELECTIVE – VI (1)

## ECONOMICS OF SOCIAL ISSUES

## Course Objectives

1. To understand the insights to the economic theory in the design and implementation of public policy related to the social sectors.
2. This course finds roots in social economics, health, education and the problem of discriminations in the society.

**Unit I: Introduction – Social Economics**

Introduction of Social Economics: Definition – Equality in Human Societies – Role of government – Social security – Subsidies – Social banking – Refugees, Slavery and Beggary. - Principles of Social Doctrines: Marx, Pope and Gandhi.

**Unit II: Economics of Health**

Concept of Welfare Economics – Health dimensions – Determinants of Health - Demand and Supply of Health care – Financing of healthcare - Concept of human life value – Inequalities in health – Healthcare constraints.

**Unit III: Economics of Education**

Education as an instrument of economic growth – Concept of human capital – components of human capital – Private and Social demand for education – Educational planning and economic growth – Manpower requirements approach – Human resource mobilization and utilization.

**Unit IV: Social Discrimination**

Sources of Social Discrimination – Class, Caste, Religion, Race and language – Monopoly power - Consumerism – Provision of information – Economic crimes and their prevention – Violation of Human Rights – Terrorism: Causes and consequences – Need to control terrorism.

**Unit V: Human Development Index**

Indicators – Life expectancy, Per Capita income and Education - Index – HDI Reports, UNDP - Dimensions - Poverty – Inequality – Gender.

**Text Books**

1. SeetaPrabhu, K. Economic Reform and Social Sector Development, Sage Publications, New Delhi, 2012.
2. Dreze, Jean and Amartya Sen, Hunger and Public Action, Clarendon Press, London. 1999

Head  
PG & Research Dept. of Economics  
Rajah Serfoji Govt. College (Autonomous)  
THANJAVUR

CONTROLLER OF EXAMINATIONS  
RAJAH SERFOJI GOVERNMENT COLLEGE (AUTONOMOUS)  
THANJAVUR - 613 005.

**Reference Books**

1. Baumol, W J, & Oates, W E, Theory of Economical Policy, Cambridge University Press, 2000.
2. Culyer, A.J., The Economics of Social Policy, Martin Robertson and Co. Ltd., London. 1993.
3. Douglass C. North and Roger Leroy Miller, The Economics of Public Issues, Harper & Row Press, New York. 2001.

**Web Resources**

1. <https://www.google.com/url?sa=t&rct=j&q=&esrc=s&source=web&cd=&cad=rja&uact=8&ved=2ahUKEwjI4KeSh>
2. <https://www.google.com/url?sa=t&rct=j&q=&esrc=s&source=web&cd=&cad=rja&uact=8&ved=2ahUKEwjI4KeSh->
3. <https://link.springer.com/content/pdf/bfm:978-1-349-15632-0/1.pdf>

**Course Outcomes (Cos):**

Upon Completion of this course, the students will be able to

CO Code	Course Outcomes	K-Levels
CO1	To define social economics and illustrate the role of the government in creating equality in human societies.	K1, K2
CO2	To explain and elaborate the concept of welfare economics with specific reference to healthcare.	K2, K6
CO3	To illustrate and discuss the importance of education in creating human capital; private and social demand for education.	K2, K6
CO4	To recall, classify and compare the various sources of social discrimination, causes and consequences of the same.	K1, K2
CO5	To examine, estimate and illustrate the several components of human development index and the importance of these indices on development of the social sector.	K4, K6

K<sub>1</sub> – Knowledge, K<sub>2</sub> - Understand, K<sub>3</sub> – Apply, K<sub>4</sub> – Analyse, K<sub>5</sub> – Evaluate, K<sub>6</sub> – Create.



  
**CONTROLLER OF EXAMINATIONS**  
 RAJAH SERFOJI GOVERNMENT COLLEGE (AUTONOMOUS)  
 THANJAVUR - 613 005.

**Head**  
 PG & Research Dept. of Economics  
 Rajah Serfoji Govt. College (Autonomous)  
 THANJAVUR

**CO-PO Mapping (Course Articulation Matrix)**

CO / PO	PSO1	PSO2	PSO3	PSO4	PSO5	PSO6
CO1	3	3	3	3	3	3
CO2	3	3	3	3	3	3
CO3	3	3	3	3	3	3
CO4	3	3	3	3	3	2
CO5	3	3	3	3	3	3
Weightage	15	15	15	15	15	15
Weighted percentage of Course Contribution to Pos	3.0	3.0	3.0	3.0	3.0	3.0

**Level of Correlation between PSO's and CO's**

(Suggested by UGC as per Six Sigma Tool – Cause and Effect Matrix)

Assign the value

1 – Low


2 – Medium

3 – High

0 – No Correlation


  
Head

PG & Research Dept. of Economics  
Rajah Serfoji Govt. College (Autonomous)  
THANJAVUR


  
CONTROLLER OF EXAMINATIONS  
RAJAH SERFOJI GOVERNMENT COLLEGE (AUTONOMOUS)  
THANJAVUR - 613 005.

## SEMESTER -IV

## ELECTIVE - VI (2)

## HUMAN RESOURCES DEVELOPMENT

- T PECECL

**Course Objectives:**

1. To make the student understand acquire, develop, motivate, and utilize human resources to achieve organizational goals.
2. To enable students acquire knowledge on effective utilization of manpower and to maintain a harmonious employee-employer relationship among the work teams.

**Unit I: Introduction to Human Resource Management (HRM)**

Evolution of HRM - Objectives and Function of HRM - Role and Responsibilities of HR Manager - Relevance of HRM - Systems approach to HRM.

**Unit II: Recruitment and Selection**

Human Resource Planning: Purpose and Process - Recruitment and Selection: Source of Recruitment, Stages in Selection Process - Placement, Goals Analysis: Job Description and Job Specification.

**Unit III: Training and Development**

Training and Development: Training Needs, Training Methods, Application of Computers in Training, Developing Effective Training Programmes - Concept of HRD - Management Development Programmes.

**Unit IV: Performance Appraisal**


Concept and Objectives of Performance Appraisal - Process of Performance Appraisal - Criteria for Performance Appraisal - Benefits of Performance Appraisal - Limitation and Constraints - 360 Degree Performance Appraisal - Promotion-Degree, Transfer Air Separation: Promotion, Purpose, Principles, and Types; Transfer: Reasons, Principles and Types; Separation: Lay-Off, Resignation, Dismissal, Retrenchment, Voluntary Retirement Scheme.

**Unit V: Compensation Management**

Compensation Management, Major Elements of Compensation Management - Incentives: Concepts, Types of Incentives; Incentives schemes in Indian Industries; Fringe Benefits - Discipline and Employees' Grievance Redressal - .Emerging Trends in HRM.

**Text Books:**

  
 CONTROLLER OF EXAMINATIONS  
 RAJAH SERFOJI GOVERNMENT COLLEGE (AUTONOMOUS)  
 THANJAVUR - 613 005.

  
 PG & Research Dept. of Economics  
 Rajah Serfoji Govt. College (Autonomous)  
 THANJAVUR

1. Dessler, Gray, and BijuVarkkey,(2009) Human Resource Management, 11ed., Pearson Education, New Delhi.
2. Aswathappa K (2017) , Human Resource Management: Text & Cases ,8th Edition,, Tata McGraw-Hill Education

### Reference Books

1. Rao, V.S.P (2010), Human Resource Management-Text & Cases, Excel Books, New Delhi.
2. David S. Decenzo and Stephen P. Robbins (2006), Personnel & Human Resource Management, 3edition, Prentice-Hall of India, New Delhi.
3. Dwivedi,R.S.(200) A Textbook of Human Resource Management, Vikas Publications, New Delhi.

### Web Resources:

1. <https://www.shrm.org/>
2. <https://workforce.com/>
3. <https://www.hrexaminer.com/>

### Course Outcomes (Cos):

Upon Completion of this course, the students will be able to

No.	Course Outcomes	K-Levels
CO1	To understand the outline of HRM and concepts therein.	K1, K2, K4
CO2	To know the approaches in acquiring the human talents.	K2, K4, K5
CO3	To analyze the trends in training and developing the manpower acquired.	K1, K3, K4
CO4	To identify the methods to improve the performance.	K1, K2, K4
CO5	To gain insight to motivate and retain the employees.	K3, K2, K5

K<sub>1</sub> – Knowledge, K<sub>2</sub> - Understand, K<sub>3</sub> – Apply, K<sub>4</sub> – Analyse, K<sub>5</sub> – Evaluate, K<sub>6</sub> – Create.

Head  
PG & Research Dept. of Economics  
Rajah Serfoji Govt. College  
THANJAVUR

CONTROLLER OF EXAMINATIONS  
RAJAH SERFOJI GOVERNMENT COLLEGE (AUTONOMOUS)  
THANJAVUR - 613 005.

### CO-PO Mapping (Course Articulation Matrix)

CO /PO	PSO1	PSO2	PSO3	PSO4	PSO5	PSO6
CO1	3	3	3	2	3	3
CO2	3	3	3	2	3	3
CO3	3	3	3	2	3	3
CO4	2	3	2	3	3	3
CO5	2	3	2	3	2	3
Weightage	13	15	13	12	14	15
Weighted percentage of Course Contribution to Pos	2.6	3.0	2.6	2.4	2.8	3.0

#### Level of Correlation between PSO's and CO's

A(Suggested by UGC as per Six Sigma Tool – Cause and Effect Matrix)

Assign the value

1 – Low

2 – Medium

3 – High

0 – No Correlation



Head  
PG & Research Dept. of Economics  
Rajah Serfoji Govt. College (Autonomous)  
THANJAVUR

  
CONTROLLER OF EXAMINATIONS  
RAJAH SERFOJI GOVERNMENT COLLEGE (AUTONOMOUS),  
THANJAVUR - 613 005.

# OPTIONAL CORE COURSES

## 1. AGRICULTURAL ECONOMICS

### Course Objectives

1. To provide knowledge base on the features and issues of Agriculture.
2. The course enables the students to understand and evaluate the cropping pattern in an Economy

### Unit I: Agricultural Economics

Introduction, Scope and Significance of Agricultural Economics- Inter-Sectoral Linkages – Production Function Analysis - Relevance to Farm Production Economics- Productivity Trends; Low production and Productivity: Causes, Consequences and Measures- Farm size, productivity and efficiency in Indian Agriculture-A.K. Sen's Hypothesis- Role of Technology in Agriculture - Structural Changes in Agriculture.

### Unit II: Agricultural Labour

Agricultural Labour: Definition and Characteristics – Rural Labour Market- Rural Unemployment: Types, Consequences and Remedial Measures- Agricultural Wages in India – Male -Female Wage Differentials.

### UNIT III: Agricultural Prices and Finance

Agricultural Prices-Reasons for Fluctuations in Prices-Procurement /Support Prices- Minimum Support Price - Buffer Stocks- Commission for Agriculture Cost and Prices: objectives, functions and role in stabilization of Agriculture Prices- Commodity Markets- Agricultural Finance: Meaning, Types, Sources- and Commercial Banks and NABARD- Farm Capital - Meaning, Types, and Marginal Efficiency of Farm Capital and Capital formation in Agriculture

### Unit IV Information Technology and Agriculture

Role of Information Technology and telecommunication in marketing of agricultural commodities – Weather Forecasting- electronic auctions- Digital Mandi -Kisan Call Centres - e- Choupal- Use of Geographic Information System and Global Positioning System- Remote Sensing and Drones

### Unit V: Globalisation and impact on Agriculture

Role of MNCs- Globalisation of Indian Economy: Problems and Prospects of Indian Agriculture- Impact of WTO on Indian Agriculture- Agreement on Agriculture (AoA) -WTO Agriculture Subsidies Boxes and Criticisms.

### Learning Resources


#### Textbooks

1. Subba Reddy S ,Raghu Ram P ,T.V NeelakantaSastry and I.Bhavani Devi( 2019 ) Agricultural Economics , Second Edition ,Oxford & IBH Publishing Co Pvt.Ltd
2. Dantwala M.L (ed) (1991), Indian Agricultural Development since Independence(Oxford and IBH Publishing company private limited, New Delhi).

#### References:

1. Barkley, A., & Barkley, P. W. (2016). Principles of agricultural economics. Routledge.

  
**CONTROLLER OF EXAMINATIONS**  
 RAJAH SERFOJI GOVERNMENT COLLEGE (AUTONOMOUS)  
 THANJAVUR - 613 005.

  
**Head**  
 PG & Research Dept. of Economics  
 Rajah Serfoji Govt. College (Autonomous)  
 THANJAVUR

- Sloman, J., Norris, K., & Garrett, D. (2013). Principles of economics. Pearson Higher Education AU.
- Colman, D., & Young, T. (1989). Principles of agricultural economics: markets and prices in less developed countries. Cambridge University Press.

#### Web resources:

- <http://www.rvskvv.net> › images › Principles-of-Agri...
- <https://zalamsyah.files.wordpress.com> › 2018/02 › 2...
- <http://archive.mu.ac.in> › myweb\_test › M.A. PAR...

#### Course Outcomes (Cos):

Upon Completion of this course, the students will be able to

No.	Course Outcomes	K-Levels
CO1	Understand the Relevance of Agricultural Economics	K1, K2, K4
CO2	Review the role of Agricultural Labour	K4, K5
CO3	Analyze the trends in Agricultural Prices and the importance of Finance in the Agricultural Sector	K1, K3, K4
CO4	Evaluate the importance of Marketing in Agriculture	K1, K3
CO5	Identify the impact of Globalisation and WTO on Indian Agriculture	K5, K4

K1 – Knowledge, K2 - Understand, K3 – Apply, K4 – Analyse, K5 – Evaluate, K6 – Create.

#### CO-PO Mapping (Course Articulation Matrix)

CO / PO	PSO1	PSO2	PSO3	PSO4	PSO5	PSO6
CO1	2	3	3	3	2	3
CO2	3	3	2	2	3	2
CO3	3	3	2	2	3	3
CO4	3	3	2	2	3	2
CO5	3	2	2	2	3	2
Weightage	14	14	12	13	14	12
Weighted percentage of Course Contribution to Pos	2.8	2.8	2.4	2.6	2.8	2.4

#### Level of Correlation between PSO's and CO's

(Suggested by UGC as per Six Sigma Tool – Cause and Effect Matrix)

Assign the value

1 – Low

2 – Medium

3 – High

0 – No Correlation

Head

PG & Research Dept. of Economics  
Rajah Serfoji Govt. College (Autonomous)  
THANJAVUR

CONTROLLER OF EXAMINATIONS  
RAJAH SERFOJI GOVERNMENT COLLEGE (AUTONOMOUS)  
THANJAVUR - 613 005.

## 2. INDUSTRIAL ECONOMICS

### Course Objectives:

1. To enable the students to acquire knowledge relating to Industrial impact on the economy.
2. To understand the global impact of domestic industries in the Economy

### Unit I: Introduction

Industrialisation - Meaning of Industrialization – Industrialization in India - Factors hampering Industrial development in India – Current status of the Indian Industrial Sector.

### Unit II: Industrial Location

Theories of Industrial location Factors influencing Industrial Location measures of location – Patterns of industrialization – Hoffman, Simon Kuznets and Chenery-Concept of “Optimum Firm” – Factors determining optimum size of a firm

### Unit III: Industrial Organization

Structure and change- Public policy and industries and concentration: Concepts – Measures of monopoly – Control of monopoly-Industrial monopoly legislation- The Indian MRTP Act, 1969- Competition Act 2002

### Unit IV: Industrial Finance and Development Financial Institutions (DFIs)

Industrial Finance – Sources of Industrial Finance – Development Financial Institutions (DFIs) – National Level Financial Institutions – State Level Financial Institutions – Regulation and Supervision of Financial Institutions – Recent Policy Initiatives regarding Development Financial Institutions (DFIs) and BIFR.

### Unit V: Issues in Indian Industry

Rationale-organization – Pricing policies – The question of efficiency – Performance of public sector in India – Evaluation of Industrial reform measures- Industrial policy since 1991-Foreign capital and role of MNC in India-Recent policy measures

### Text Books:

1. Industrial Economics: An Introductory Textbook, R.R. Barthwal.
2. Industrial Economics, I.C. Dhingra.

### References:

1. Divine, P.J. et al., (1978), An Introduction to Industrial Economics 3e [George Allen and Unwin, London]
2. Hay, D.A. and D.J.Morris (1979), Industrial Economics: Theory and Evidence [Oxford University Press, Oxford]
3. Anup Chatterjee, (2012) “Industrial Policy and Economic Development in India – 1947 - 2012” – New Century Publications, New Delhi.

### Web Resources:

1. <https://www.amazon.in/Birth-Death-Consumers-Population-Studies-ebook/dp/B074VFY96J>

Head  
PG & Research Dept. of Economics  
Rajah Serfoji Govt. College (Autonomous)  
THANJAVUR

CONTROLLER OF EXAMINATIONS  
RAJAH SERFOJI GOVERNMENT COLLEGE (AUTONOMOUS),  
THANJAVUR - 613 005.

2. <https://www.taylorfrancis.com/series/international-population-studies/ashser1353>
3. <https://www.indiabudget.gov.in/economicsurvey/>

**Course Outcomes (Cos):**

Upon Completion of this course, the students will be able to

No.	Course Outcomes	K-Levels
CO1	To list out and outline the basic concepts of industrialization.	K1,K2,
CO2	To make use theories industrial location and industry the regional development.	K3,K5,
CO3	To interpret, develop and determine the structure of industrial organization.	K2,K3,K5,
CO4	To illustrate the sources of industrial finance.	K2,K3,
CO5	To summarize solve and priorities the issues.	K2,K3,K5,

K1 – Knowledge, K2 - Understand, K3 – Apply, K4 – Analyse, K5 – Evaluate, K6 – Create.

**CO-PO Mapping (Course Articulation Matrix)**

CO /PO	PSO1	PSO2	PSO3	PSO4	PSO5
CO1	3	3	3	3	3
CO2	3	3	3	3	3
CO3	3	3	3	3	3
CO4	3	3	3	3	3
CO5	3	3	3	3	3
Weightage	15	15	15	15	15
Weighted percentage of Course Contribution to Pos	3.0	3.0	3.0	3.0	3.0


**Level of Correlation between PSO's and CO's**

(Suggested by UGC as per Six Sigma Tool – Cause and Effect Matrix)

Assign the value

- 1 – Low
- 2 – Medium
- 3 – High
- 0 – No Correlation



  
**CONTROLLER OF EXAMINATIONS**  
**RAJAH SERFOJI GOVERNMENT COLLEGE (AUTONOMOUS)**  
**THANJAVUR - 613 005.**

**Head**  
**PG & Research Dept. of Economics**  
**Rajah Serfoji Govt. College (Autonomous)**  
**THANJAVUR**

### 3. HEALTH ECONOMICS

#### Course Objective:

1. To equip students on the role of health in Economic Development.
2. To have an insight of the health status in India.

#### UNIT 1: Introduction to Health Economics

Health and Economic Development – Determinants of Health- Economic Dimensions of Healthcare –Healthcare Models- Beveridge Model, Bismarck Model and Out-of-pocket Model – Demand for Healthcare – Health Care Accessibility– Grossman Model– Supply of Healthcare – Health Care Delivery System- World Health Organization- Importance – Alma Ata Declaration.

#### UNIT 2: Health Indicators and Evaluation

Health Indicators –Infant Mortality Rate– Maternal Mortality Rate–Child Mortality Rate) – Morbidity Rate –Global Burden of Disease-Communicable and Non Communicable Diseases-Lifestyle Disease-Disability Adjusted Life Years (DALY) – Quality Adjusted Life Years (QALY) – Economic evaluation of health care: Cost Benefit Analysis – Cost Effective Analysis.

#### UNIT 3: Health Care Management

Health care Financing - Health Management – Prevention – Curative– Palliative – Public Healthcare System- Private Healthcare System- Privatization and Health Care- Health Education- Health Infrastructure- Pre and Post COVID Health Sector Reforms.

#### UNIT 4: Health Insurance


Health Insurance: Definition and Types – Health Insurance and Market Failure- Information Asymmetries- Government Health Insurance – Need – Types – Schemes -Private Health Insurance.

#### UNIT 5: Health Scenario in India

Health in India- Ministry of AYUSH – National Health Mission (NHM) – Rural Healthcare system –National Rural Health Mission (NRHM) – Accredited Social Health Activist (ASHA) Workers –Urban Healthcare system – NUHM (National Urban Health Mission) – National Family Health Survey – Alternative sources of Medicine in India – Medical Tourism – Ministry of AYUSH – Role of World Health Organization (WHO) in India.

#### Text Books

1. N.K. Anand & Shikha Goel (2006) Health Economics AITBS Publishers India.
2. Charles E Phelps ( 2017) Health Economics Sixth Edition Routledge.

  
**CONTROLLER OF EXAMINATIONS**  
**RAJAH SERFOJI GOVERNMENT COLLEGE (AUTONOMOUS)**  
**THANJAVUR - 613 005.**



**Head**  
**PG & Research Dept. of Economics**  
**Rajah Serfoji Govt. College (Autonomous)**  
**THANJAVUR**

**References:**

1. Brijesh C. Purohit(2020) Economics Of Public And Private Healthcare And Health Insurance In India Sage Publications Private Limited.
2. Jery D, JosephinDr.Jeyasingh, Dr.D. Solomon Raj (2016) Health Economics, Greative Crows.
3. KesavanSreekantan Nair (2022) Health Economics and Financing New Century Publications

**WEB RESOURCES**


1. <https://www.who.int/>
2. <https://mohfw.gov.in/>
3. <https://www.ayush.gov.in/>

**Course Outcomes (COs):**

Upon Completion of this course, the students will be able to

No.	Course Outcomes	K-Levels
CO1	Understand the importance of Health in Economic Development.	K1, K2,K3
CO2	Gain Knowledge on the various Health Indicators	K3,K4, K5
CO3	Evaluate the importance of Public and Private Health care systems	K3,K4, K5
CO4	Compare the various Health Insurance Schemes	K2,K3,K4
CO5	Analyse the Rural and Urban Health Scenario	K4,K5

K1 – Knowledge, K2 - Understand, K3 – Apply, K4 – Analyse, K5 – Evaluate, K6 – Create.

  
Head  
PG & Research Dept. of Economics  
Rajah Serfoji Govt. College (Autonomous)  
THANJAVUR

  
CONTROLLER OF EXAMINATIONS  
RAJAH SERFOJI GOVERNMENT COLLEGE (AUTONOMOUS)  
THANJAVUR - 613 005.

### CO-PO Mapping (Course Articulation Matrix)

CO / PO	PSO1	PSO2	PSO3	PSO4	PSO5
CO1	3	3	3	3	3
CO2	3	3	2	3	3
CO3	3	3	3	3	3
CO4	3	3	3	3	3
CO5	3	3	3	3	3
<b>Weightage</b>	15	15	14	15	15
<b>Weighted percentage of Course Contribution to Pos</b>	3	3	2.8	3	3

#### Level of Correlation between PSO's and CO's

(Suggested by UGC as per Six Sigma Tool – Cause and Effect Matrix)

Assign the value

1 – Low

2 – Medium

3 – High

0 – No Correlation



Head  
PG & Research Dept. of Economics  
Rajah Serfoji Govt. College (Autonomous)  
THANJAVUR

  
CONTROLLER OF EXAMINATIONS  
RAJAH SERFOJI GOVERNMENT COLLEGE (AUTONOMOUS)  
THANJAVUR - 613 005.

## 4. MANAGERIAL ECONOMICS

### Course Objectives

1. To develop and understand the applications of theory and science in managerial economics.
2. To discuss optimization in capital budgeting and investment decisions.

### Unit I: Nature, Scope and Concepts of Managerial Economics

Managerial Economics – Meaning and Definition – Scope of Managerial Economics – Tools that aid in decision making process – Fundamental concepts of managerial economics – Uses of Managerial Economics, risk and uncertainty, role of managerial economists.

### Unit II: Demand Forecasting

Meaning and Definition, Demand Estimation – Objectives of Demand Forecasting – Process of forecasting – short term and long term forecasting – Demand forecasting techniques - survey method and statistical method – criteria of a good forecasting method.

### Unit III: Pricing Strategies

Pricediscrimination: First degree, Second degree and third degree pricediscrimination- Approached to Pricing: (a) Cost-plus pricing (b) target return pricing (c) product life cycle pricing: skimming strategy- penetration strategy (d) transfer pricing.

### Unit IV: Break – Even Analysis and Capital Budgeting

Meaning and Definition – Concepts – BEA – contribution analysis, Profit Volume Ratio, Margin of Safety – Capital Budgeting – Meaning and Significance of capital budgeting.

### Unit V: Investment Appraisal

The investment selection process - Estimating cash flows - Evaluating Investment: (a) payback method (b) net present value method - The cost of capital (a) dividend valuation model (b) Capital-asset pricing model.

### Text Books

1. Managerial Economics, Yogesh Maheshwari, 2012.
2. Managerial Economics, H.L. Ahuja, 2018.

### Reference Books

1. Howard Davies (1998), Managerial Economics, Pitman, London.
2. William Boyes (2005), The New Managerial Economics (Indian Adaptation Edition), New Delhi Biztantra.
3. Ahuja H.L. (2008), Managerial Economics (S. Chand & Co, New Delhi).

### Web Resources

CONTROLLER OF EXAMINATIONS  
RAJAH SERFOJI GOVERNMENT COLLEGE (AUTONOMOUS)  
THANJAVUR - 613 005.

PG & Research Dept. of Economics  
Rajah Serfoji Govt. College (Autonomous)  
THANJAVUR

1. <https://www.amazon.in/Managerial-Economics-Yogesh-Maheshwari-ebook/dp/B00K7BMJQA>
2. <https://www.kobo.com/in/en/ebook/managerial-economics-5>
3. <https://plato.stanford.edu/entries/game-theory/>

### Course Outcomes (Cos):

Upon Completion of this course, the students will be able to

CO Code	Course Outcomes	K-Levels
CO1	To define, explain and elaborate the scope of managerial economics.	K1, K2
CO2	To identify and elaborate the demand forecasting techniques.	K2, K6
CO3	To classify and discuss the pricing strategies.	K2, K6
CO4	To summarise and illustrate the BEP and Capital Budgeting.	K1, K2
CO5	To examine and discuss the investment appraisal.	K4, K6

K1 – Knowledge, K2 - Understand, K3 – Apply, K4 – Analyse, K5 – Evaluate, K6 – Create.

### CO-PO Mapping (Course Articulation Matrix)

CO /PO	PSO1	PSO2	PSO3	PSO4	PSO5	PSO6
CO1	3	3	3	3	3	3
CO2	3	3	3	3	3	3
CO3	3	3	3	3	3	3
CO4	3	3	3	3	3	2
CO5	3	3	3	3	3	3
Weightage	15	15	15	15	15	15
Weighted percentage of Course Contribution to Pos	3.0	3.0	3.0	3.0	3.0	3.0

### Level of Correlation between PSO's and CO's

(Suggested by UGC as per Six Sigma Tool – Cause and Effect Matrix)

Assign the value


1 – Low

2 – Medium

3 – High

0 – No Correlation



  
**CONTROLLER OF EXAMINATIONS**  
 RAJAH SERFOJI GOVERNMENT COLLEGE (AUTONOMOUS)  
 THANJAVUR - 613 005.

**Head**  
 PG & Research Dept. of Economics  
 Rajah Serfoji Govt. College (Autonomous)  
 THANJAVUR

## 5. FINANCIAL ECONOMICS

### Course Objectives:

1. To enhance the knowledge and skills of the students in different functional areas of economy with special reference to financial market and to work effectively in economic & financial sector institutions.
2. To enable students apply various theories in Financial Markets.

### Unit I: Introduction to Financial Markets

Capital Markets - Consumption and Investments with and without Capital Markets - Market Places and Transaction Costs and the Breakdown of Separation - Fisher Separation Theorem - The Agency Problem - Maximization of Shareholder's Wealth.

### Unit II: Theory of Uncertainty

Axioms of Choice Under Uncertainty - Utility Functions - Expected Utility Theorem - Certainty Equivalence - Measures of Risk-Absolute and Relative Risk Aversions - Stochastic Dominance-First Order, Second Order and Third Order - Measures of Investment Risk-Variance of Return - Semi-Variance of Return - Shortfall Probabilities.

### Unit III: Portfolio Theory

Measuring Portfolio Return and Risks - Effect of Diversification, Minimum Variance Portfolio - Perfectly Correlated Assets - Minimum Variance Opportunity Set - Optimal Portfolio Choice - Mean variance Frontier of Risky and Risk-Free Asset - Portfolio Weights.

### Unit IV: Index Models

Models of Asset Returns - Multi Index Models - Single Index Model - Systematic and Specific Risk - Equilibrium Models-Capital Asset Pricing Model - Capital Market Line - Security Market Line - Estimation of Beta - Arbitrage Pricing Theory.

### Unit V: Fixed Income Securities

Bond Prices - Spot Prices - Discount Factors and Arbitrage - Forward Rates and Yield-To-Maturity - Price Sensitivity - Hedging.

### Text Books:

1. Copeland, T. E. and J. F. Weston(1992), Financial Theory and Corporate Policy, Addison Wesley.
2. Brealey, R. and Myers S (1997), Principles of Corporate Finance, fifth edition, New York, McGraw Hill.

### References

1. Roy E. Baiky, The Economics of Financial Markets, Cambridge University Press.

CONTROLLER OF EXAMINATIONS  
GOVERNMENT COLLEGE (AUTONOMOUS)  
613 005.

Head  
PG & Research Dept. of Economics  
Rajah Serfoji Govt. College (Autonomous)

2. Jaksacvitanie and Zapatiro Fernando: Introduction to the Economics and Mathematics of Financial Markets, MIT Press.
3. Chris Jones (2008), Financial Economics, the Taylor & Francis Group.

#### Web Resources:

1. <https://www.worldscientific.com/worldscinet/afe>
2. <https://libraries.etsu.edu/research/guides/economicsandfinance/oe><https://www.hrexaminer.com>
3. [https://www.teacheron.com/online-financial\\_economics-tutors](https://www.teacheron.com/online-financial_economics-tutors)

#### Course Outcomes (Cos):

Upon Completion of this course, the students will be able to

No.	Course Outcomes	K-Levels
CO1	Understand the outline of Financial Economics and basic concepts therein.	K1, K2
CO2	Know the Theory of Uncertainty.	K2, K4, K5
CO3	Analyze the trends in Portfolio Management.	K1, K3, K4
CO4	Identify the various Index Models.	K2, K4
CO5	Gain insight on Securities Market.	K3, K2, K5

K1 – Knowledge, K2 - Understand, K3 – Apply, K4 – Analyse, K5 – Evaluate, K6 – Create.

#### CO-PO Mapping (Course Articulation Matrix)

CO / PO	PSO1	PSO2	PSO3	PSO4	PSO5	PSO6
CO1	3	3	3	2	3	3
CO2	3	3	3	2	3	3
CO3	3	3	3	2	3	3
CO4	3	3	2	3	3	3
CO5	3	3	2	3	2	3
Weightage	15	15	13	12	14	15
Weighted percentage of Course Contribution to Pos	3.0	3.0	2.6	2.4	2.8	3.0

#### Level of Correlation between PSO's and CO's

(Suggested by UGC as per Six Sigma Tool – Cause and Effect Matrix)

Assign the value


1 – Low

2 – Medium

3 – High

0 – No Correlation



  
**CONTROLLER OF EXAMINATIONS**  
 RAJAH SERFOJI GOVERNMENT COLLEGE (AUTONOMOUS),  
 THANJAVUR - 613 005.

**Head**  
 PG & Research Dept. of Economics  
 Rajah Serfoji Govt. College (Autonomous),  
 THANJAVUR

## 6. HISTORY OF ECONOMIC THOUGHT

### Course Objectives:

1. To trace the evolution of Economic theories
2. To understand the contribution of the Economists.

### Unit I: Introduction

Nature and Significance of the History of Economic Thought- Theoretical Approaches - Mercantilism - Factors that gave rise to Mercantilism - Role of the State - The role of money -Views of Thomas Mun - Factors that gave rise to Physiocracy - Main ideas of Physiocrats - Natural order - Laissez -Faire -Net Product-The Circulation of wealth -Criticism.

### Unit II: Classical school Economic Thought

The Classical school - The essential features of Classical school- Adam Smith - Division of Labour - The theory of Value -Role of government -Canons of Taxation -Criticism- T.R.Malthus-Theory of Population-The Malthusian theory of Gluts -David Ricardo -Rent theory - Economic Principles of J.S.Mill -J.B.Say- Productive and Unproductive labour - Say's Law of Market.

### Unit III: Historical School Economic Thought

Historical School-The essential ideas of the Historical School -The Nationalists - Friedrich List - Economic ideas of List-Rise of Socialism - Karl Marx - Class struggle -Falling Rate of Profit - Marxian theory of Value - Marxian theory of Surplus Value -Criticism

### Unit IV: Marginal Revolution

The Marginal Revolution -Essential Ideas - Gossen-William Stanley Jevons -Leon Walras-The Austrian School- Main principles of the Austrian School-Alfred Marshall-Neo Classicism- Knut Wicksell -J.B.Clark - Irving Fisher- The Institutional School- Economic ideas of Veblen.

### Unit V: Keynesian Economic Thought

The Keynesian Revolution -Keynesian theory of Employment-The Consumption Function Marginal Propensity to consume and the Investment Multiplier -Role of Government - Criticism Welfare Economics -A.C.Pigou -J.R.Hicks -Pareto.

### Text Books:

1. Dr.S.Sankaran (2006) A History of Economic Thought ,Margham Publication
2. V.Lokanathan(2018), A History of Economic Thought , S.Chand Publications

### Reference Books:

1. Haney L.H. (1913) History of Economic Thought ,The Macmillan Company, New York , U.S.A
2. Eric Roll (1956) A History of Economic Thought ,Prentice Hall ,INC,U.S.A,

**CONTROLLER OF EXAMINATIONS**  
**RAJAH SERFOJI GOVERNMENT COLLEGE (AUTONOMOUS)**  
**THANJAVUR - 613 005.**

**Head**  
**PG & Research Dept. of Economics**  
**Rajah Serfoji Govt. College (Autonomous)**  
**THANJAVUR**

3. Grey A.(1937) Development of Economic Doctrines, Longmans Green &Co, London

### Web Resources:

1. <https://www.exploring-economics.org>
2. <https://www.econlib.org>

### Course Outcomes (COs):

Upon Completion of this course, the students will be able to

S.No	Course Outcomes	K-Levels
CO1	Traces the evolution of economic thought	K <sub>1</sub> , K <sub>2</sub> , K <sub>4</sub>
CO2	Acquire Knowledge about the economic idea of classical school	K <sub>1</sub> , K <sub>2</sub> , K <sub>4</sub>
CO3	Ability to examine the economic ideas of List and Karl Marx	K <sub>1</sub> , K <sub>2</sub> , K <sub>4</sub>
CO4	Understand the ideas of various school of Economics	K <sub>1</sub> , K <sub>2</sub> , K <sub>4</sub>
CO5	Gains insight on theories of Keynesian and Welfare Economists	K <sub>1</sub> , K <sub>2</sub> , K <sub>3</sub> , K <sub>4</sub>

K<sub>1</sub> – Knowledge, K<sub>2</sub> - Understand, K<sub>3</sub> – Apply, K<sub>4</sub> – Analyse, K<sub>5</sub> – Evaluate, K<sub>6</sub> – Create.

### CO-PO Mapping (Course Articulation Matrix)

CO / PO	PSO1	PSO2	PSO3	PSO4	PSO5	PSO6
CO1	3	3	3	2	3	3
CO2	3	3	2	3	3	3
CO3	3	3	3	2	3	3
CO4	3	3	2	3	3	3
CO5	3	3	3	3	3	3
Weightage	15	15	13	13	15	15
Weighted percentage of Course Contribution to Pos	3	3	2.6	2.6	3	3

### Level of Correlation between PSO's and CO's

(Suggested by UGC as per Six Sigma Tool – Cause and Effect Matrix)

Assign the value

1 – Low

2 – Medium

3 – High

0 – No Correlation

**CONTROLLER OF EXAMINATIONS**  
RAJAH SERFOJI GOVERNMENT COLLEGE (AUTONOMOUS)  
THANJAVUR - 613 005.

**Head**  
PG & Research Dept. of Economics  
Rajah Serfoji

## 7. COMPUTER APPLICATIONS IN ECONOMICS

### Course Objective

1. The aim of this course is to introduce some of quantitative as well as qualitative methods of data analysis with the help of computer applications
2. To equip skill in applying statistical tools to Economics using computers

### Unit 1: Introduction about Data

What is data- Its Characteristics and Types – Importance of data in economic analysis and Policy Formation – Source of Data – Quantitative and Qualitative data analysis - Methods of Data Analysis

### Unit 2: Introductions to MS Office

What is Suite – MS Word: Creating new Documents –Document template – Typing Text – Editing Text – Insert Text – Go to, Find, and Replace text or word - Formatting of Text – MS Excel – EXCEL: The typical worksheet or spread sheet – cell and their properties – formatting cell – Formula: using arithmetic and relational operators in a worksheet - Advanced Formulas: sum, count, Average, Max, Min, Product -Using auto format.

### Unit 3: Graphs, Charts and introduction to statistical packages

Bar diagrams, pie charts, Area- Building Line Diagrams, Histograms, Scatter plots-Frequency Graphs, Ogive, Lorenz curve- Time Series – Introducing Statistical Packages – Uses – SPSS – GRETL – R Program –SAS – Eviews - STATA

### Unit – 4 Data Analysis Using SPSS – I

Naming variables - Coding and Recoding of data - Arithmetic calculations with invariables- Descriptive Statistics: Frequencies, Descriptive, Explore, Cross Tabulation -Compare Means: One sample T- test, Independent Sample T – test, paired sample Ttest, One way ANOVA- Correlation: Bivariate, Partial- Regression: Linear, CurveEstimation, Multiple Regression.

### Unit 5: Data Analysis Using SPSS – II

Classification: K-means cluster, Hierarchical cluster, Discriminant function – Nonparametric Test: Chi-square, Bi-nominal- Time Series – Exponential Smoothing, Autoregression, Seasonal Decomposition

### Text Books:

1. Myers, J.L., & Well, A.D., &Lorch, R.F.,Jr. (2010). Research Design and Statistical Analysis (3rd Edition). Mahwah, NJ: Erlbaum. ISBN: 978-0-8058-6431-1
2. Urdan, T. (2010) Statistics in Plain English, 3rd Edition. New York: Routledge Psychology Press.

**Reference books:**

1. Parsons J.; Oja D.; Ageloff R.; Carey P (2010) New Perspectives on Microsoft Office Excel 2010, Comprehensive, Course Technology (2010) First Edition
2. Manuals – SPSS, GRETL, R Program, SAS, Eviews, STATA
3. Lipschutz M.M. and S. Lipschutz (1982), Theory and problems of Data processing :Schaum's Outline Series, (McGraw Hill, New York.

**Web References**

1. <http://dspace.vnbrims.org:13000/jspui/bitstream/123456789/4679/1/The%20SAGE%20Handbook%20of%20Social%20Research%20Methods.pdf>
2. [https://archive.mu.ac.in/myweb\\_test/TYBA%20study%20material/Research%20Methodology%20-%20IX.pdf](https://archive.mu.ac.in/myweb_test/TYBA%20study%20material/Research%20Methodology%20-%20IX.pdf)
3. <https://imotions.com/blog/statistical-tools/>

**Course Outcomes (Cos):**

Upon Completion of this course, the students will be able to

No.	Course Outcomes	K-Levels
CO1	Define, explain and categorize various data and its use in Economics	K1, K2, K4
CO2	To know how, demonstrate and evaluate various methodology to analyse and apply data using computer	K1, K2, K3 K4, K5
CO3	Build and draw inference by presenting data in diagrammatic way	K3, K4, K6
CO4	To find, explain and analyse parametric data and to evaluate and built models	K1, K2, K4, K5, K6
CO5	To find, explain and analyse non-parametric data and to evaluate and built models	K1, K2, K4, K5, K6

K1 – Knowledge, K2 - Understand, K3 – Apply, K4 – Analyse, K5 – Evaluate, K6 – Create

**CO-PO Mapping (Course Articulation Matrix)**

CO / PO	PSO1	PSO2	PSO3	PSO4	PSO5
CO1	3	2	3	3	3
CO2	2	2	3	3	3
CO3	2	3	3	3	3
CO4	3	3	3	3	2
CO5	3	3	3	2	3
Weightage	13	13	15	14	14
Weighted percentage of Course Contribution to Pos	2.6	2.6	3.0	2.8	2.8

**Level of Correlation between PO's and PSO's**

(Suggested by UGC as per Six Sigma Tool – Cause and Effect Matrix)

Assign the value

1 – Low

2 – Medium

3 – High

0 – No Correlation



# **OPTIONAL ELECTIVE COURSES**

## 1. ECONOMICS OF INFRASTRUCTURE

### Objective:

1. The main objective of this course is to familiarize the students with role of infrastructure in economic development and growth and key issues in financing, governance and inter-regional disparities.
2. This paper also aims to exposit main categories of infrastructure, including physical and social with special reference to the Indian situation.

### Unit I: Introduction

Introduction - Infrastructure and economic development — Infrastructure as a public good; Social and physical infrastructure; Special characteristics of public utilities. The peak-load – Off-Load Problem – Dual Principle Controversy; Economies of scale of Joint supply ; Marginal Cost Pricing vs. other methods of pricing in public utilities.

### Unit II: Transport Economics

Transport Economics – The structure of Transport Costs and Location of Economic Activities. Demand for Transport – Models of Freight and Passenger Demand – Model Choice; Cost Functions in the Transport Sector – Principle of Pricing – Special Problems of Individual Modes of Transport; Inter-modal condition in the Indian Situation.

### Unit III: Energy Economics - I

Energy Economics – Primacy of Energy in the Process of Economic Development – Factors Determining Demand for Energy; Effects of Energy Shortages – Energy Conservation – Renewable and Nonconventional Sources of Energy – Energy Modelling– The Search for an Optimal Energy Policy in the Indian Context.

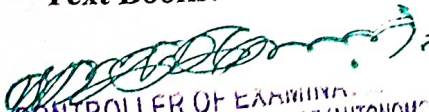
### Unit IV: Energy Economics - II


Electricity, Gas and Water Supply- Bulk Supply and Pricing of Electricity – The Relative Economics of Thermal, Hydel and Nuclear Power Plants – The Case for a National Power Grid – Financing Water Utilities – Urban and Rural Water Supply – The Exploitation of Natural Gas – Pricing Problem.

### Unit V: Social Infrastructure

Social Infrastructure – Education and Economic Growth – The Case for Universal, Free, Primary Education; Structure of higher education and problems of its financing in India – Human Resources and Human Capital Development - Health dimensions of development; Determinants of Health - poverty, malnutrition, illiteracy and lack of information; Demand and supply of health care; Financing of health care; Inequalities in health - class and gender perspectives; Institutional issues in health care delivery.

### Text Books:

  
 CONTROLLER OF EXAMINATIONS  
 RAJAH SERFOJI GOVERNMENT COLLEGE (AUTONOMOUS)  
 THANJAVUR - 613 005.

  
 Head  
 PG & Research Dept. of Economics  
 Rajah Serfoji Govt. College  
 THANJAVUR

1. Becker, G.S. (1974), Human Capital (2nd Edition), National Bureau of Economic Research, New York.
2. Crew, M.A. and P.R. Kleindorfer (1979), Public Utility Economics, Macmillan, London.

**References:**

1. India Infrastructure Report, Urban Infrastructure, 3i Network, 2006
2. Jha, R., Chandiramani, J., Perspectives in Urban Development: Issues in Infrastructure, Planning and Governance, Capital Publishing Company, New Delhi, 2012.
3. McKinsey Global Institute. Urban World: **Mapping the economic power of cities.** McKinsey & Company. 2011.

**Web Reference:**

1. [www.niua.org](http://www.niua.org)
2. <https://censusindia.gov.in/>
3. [https://onlinecourses.nptel.ac.in/noc22\\_hs64/preview](https://onlinecourses.nptel.ac.in/noc22_hs64/preview)

**Course Outcomes (Cos):**

Upon Completion of this course, the students will be able to

No.	Course Outcomes	K-Levels
CO1	To define and explain the consequences of growth on the demand for infrastructure and dual principal controversies	K1, K2
CO2	To demonstrate and identify the importance of the cost and mode of transportation	K2, K3, K5
CO3	Illustrate, explain and examine the role of energy and its infrastructure in economic development	K2, K4, K5
CO4	Examine how the power supply and explain and dissect its pricing problems	K1, K2, K4, K5
CO5	Explain, discuss and analyse the social Infrastructure and its relevance in the economy	K2, K4, K5, K6

K1 – Knowledge, K2 - Understand, K3 – Apply, K4 – Analyse, K5 – Evaluate, K6 – Create.

**CONTROLLER OF EXAMINATIONS**  
**RAJAH SERFOJI GOVERNMENT COLLEGE (AUTONOMOUS)**  
**THANJAVUR - 613 005.**

**Head**  
**PG & Research Dept. of Economics**  
**Rajah Serfoji Govt. College (Autonomous)**  
**THANJAVUR**

## CO-PO Mapping (Course Articulation Matrix)

CO / PO	PSO1	PSO2	PSO3	PSO4	PSO5
CO1	3	2	3	3	3
CO2	3	2	2	3	3
CO3	2	3	2	3	2
CO4	3	3	2	3	3
CO5	3	3	3	3	3
Weightage	14	13	12	15	14
Weighted percentage of Course Contribution to Pos	2.8	2.6	2.4	3	2.8

## Level of Correlation between PO's and PSO's

(Suggested by UGC as per Six Sigma Tool – Cause and Effect Matrix)

Assign the value

1 – Low

2 – Medium

3 – High

0 – No Correlation



Head  
PG & Research Dept. of Economics  
Rajah Serfoji Govt. College (Autonomous)  
THANJAVUR

  
CONTROLLER OF EXAMINATIONS  
RAJAH SERFOJI GOVERNMENT COLLEGE (AUTONOMOUS)  
THANJAVUR - 613 005

## 2. ECONOMICS OF SUSTAINABLE DEVELOPMENT

### Objectives

1. Understand the basic concept of Sustainable Development (SD), the environmental, social and economic dimensions
2. Be able to discuss the conflicts which are involved in the SD concept on the national as well as on the global scale.

### Unit 1: Introduction to Sustainable Development

Meaning and Definition - Economic Growth and Progress- Environmental Threats- MDGS To The SDGS: Agenda 2030

### Unit 2: Economic Development

Urban/Rural Inequality- Measuring Wellbeing- Convergence or Divergence - The Diffusion of Economic Growth- Economic Development Since World War II: The Making of Globalization- The Role of Physical Geography: Transport, Energy, Disease, Crops

### Unit 3: The MDGS and Extreme Poverty

The level of Extreme Poverty - South Asia: The Continuing Challenge of The Food Supply- The Origins of The Boundary Concept: Thomas Malthus- Neo-Malthusian Frameworks: Growth Dynamics

### Unit 4: Human Rights and Gender Equality

The Ethics of Wealth, Poverty, And Inequality- Major UN Covenants and Declarations- Divided Societies- Life-Cycle Approach to Human Development- The Role of Higher Education in Sustainable Development

### Unit 5: The Proposal for Sustainable Development Goals

The Sustainable Development Goals- Goal-Based Development- Financing for Sustainable Development- Principles of Good Governance- Is Sustainable Development Feasible

### Text Book:

1. Ian Goldin, And L. Alan Winters(2010), The Economics of Sustainable Development, Cambridge University Press
2. Anna Szlagowska And Aneta Pluta-Zaremba, The Economics Of Sustainable Transformation, 1st Edition, Routledge

### Reference Book:

1. James Robertson (1997), The New Economics of Sustainable Development A Briefing for Policy Makers, A Report for The European Commission

*[Signature]*  
**CONTROLLER OF EXAMINATIONS**  
**RAJAH SERFOJI GOVERNMENT COLLEGE (AUTONOMOUS),**  
**TANJAVUR - 613 005.**

**Head**  
**PG & Research Dept. of Economics**  
**Rajah Serfoji Govt. College (Autonomous)**  
**TANJAVUR**

2. Tatyana P. Soubbotina (2004), Beyond Economic Growth an Introduction to Sustainable Development, Second Edition, The International Bank for Reconstruction and Development
3. David Zilberman, Renan Goetz, Alberto Garrido, The Economics of Sustainable Development, Springer

### Web Reference

1. <https://Www.Un.Org/Sustainabledevelopment/Economic-Growth/>
2. [http://Www.Ru.Ac.Bd/Wp-Content/Uploads/Sites/25/2019/03/408\\_01\\_Jennifer-An-Introduction-To-Sustainable-Development-2012.Pdf](http://Www.Ru.Ac.Bd/Wp-Content/Uploads/Sites/25/2019/03/408_01_Jennifer-An-Introduction-To-Sustainable-Development-2012.Pdf)
3. [https://www.researchgate.net/publication/358045765\\_ISSUE\\_OF\\_GREEN\\_CONVERGENCE\\_A\\_CASE\\_STUDY\\_OF\\_SOUTH\\_ASIA](https://www.researchgate.net/publication/358045765_ISSUE_OF_GREEN_CONVERGENCE_A_CASE_STUDY_OF_SOUTH_ASIA)

### Course Outcomes (Cos):

Upon Completion of this course, the students will be able to

No.	Course Outcomes	K-Levels
CO1	Define and explain the need for sustainable development	K1, K2, K5
CO2	Find out and infer the wellbeing concept and economic development and to identify and analyse about Physical Geography	K1, K2, K3, K4
CO3	To list out and illustrate the role of MDGs and to examine the measures used to eradicate poverty	K1, K2, K4, K5
CO4	Analyse, identify, evaluate and discuss the human rights and gender equality to have sustainable economic growth	K3, K4, K5, K6
CO5	Examine, explain, identify and elaborate the role of sustainable development goals and its feasibility	K2, K3, K4, K5, K6

K1 – Knowledge, K2 - Understand, K3 – Apply, K4 – Analyse, K5 – Evaluate, K6 – Create.



  
**CONTROLLER OF EXAMINATIONS**  
 RAJAH SERFOJI GOVERNMENT COLLEGE (AUTONOMOUS)  
 THANJAVUR - 613 005.

**Head**  
 PG & Research Dept. of Economics  
 Rajah Serfoji Govt. College (Autonomous)  
 THANJAVUR

**CO-PO Mapping (Course Articulation Matrix)**

CO / PO	PSO1	PSO2	PSO3	PSO4	PSO5
CO1	3	2	2	3	3
CO2	3	3	2	3	3
CO3	3	3	3	2	3
CO4	3	3	3	3	3
CO5	3	2	3	3	3
Weightage	15	13	13	14	15
Weighted percentage of Course Contribution to Pos	3	2.6	2.8	2.6	3

**Level of Correlation between PSO's and CO's**

(Suggested by UGC as per Six Sigma Tool – Cause and Effect Matrix)

Assign the value

1 – Low

2 – Medium

3 – High

0 – No Correlation

**Head**

PG & Research Dept. of Economics  
Rajah Serfoji Govt. College (Autonomous)  
THANJAVUR

**CONTROLLER OF EXAMINATIONS**  
RAJAH SERFOJI GOVERNMENT COLLEGE (AUTONOMOUS)  
THANJAVUR - 613 005.

### 3. MARITIME ECONOMICS

#### Course Objectives:

1. To provide an understanding on the knowledge of Maritime Economics
2. To examine the History of Maritime Shipping and understand the trends.

#### Unit 1: Basic Concepts of Maritime Economics

Meaning-Nature- Scope and Importance- Challenges of Maritime Economics - Basic Analytics and Economic Concepts: Time Value of Money - Decision Making and Risks.

#### Unit 2: Demand and Supply

Demand and Supply - law of Demand and Supply- Measures of Economic Activity - Derived Demand And Supply - Elasticity of Demand And Supply - Factors Influencing Demand and Supply.

#### Unit 3: Maritime Shipping

Maritime Shipping: Evolution- Characteristics - Importance Of Shipping -Factors Affecting Shipping Business - Composition Of The Shipping Industry- Shipping Conferences - Shipping Policies- Problems Of Maritime Shipping. Shipping Transports: Types - Challenges. Cargo: Types, Functions. Role of Maritime Shipping in India- Marine Insurance- Objectives and Features.

#### Unit 4: Maritime Trade Economy

History of Maritime Trade - Basic Concepts of Maritime Trade- Principle of Sea Borne Trade- Relationship between International Trade & Domestic Trade Importance- Importance of Maritime Trade- WTO regulations & Roles of Global Trade- International Maritime Trade Laws.

#### Unit 5: Trends in Maritime Economy

Trends in maritime Economy: Impact on National Economy and World Economy- Maritime Industry in India - International Maritime Organization- Features- Functions - Recent Trends In Maritime Trade in Developing and Developed countries.

#### Text Books:

1. Martin Stopford, Maritime Economics, Third Edition, 2009, Routledge Publisher
2. Wayne K. Talley, The Blackwell Companion to Maritime Economics, 2012, Wiley-Blackwell Publisher

#### References:

1. Jansson, J.O. & Shneerson, D. (1982): "The optimal ship size", Journal of Transport Economics and Policy, v. 16, n. 3, pp. 217-38.
2. Costas Grammenos, (2010) The handbook of Marine time Economics and Books, Routledge.
3. Elias Karakitsos and Lambros Varnavides (2014) Maritime economics a Macroeconomic approach palgrave Macmillan

**Web Resources:**  
**CONTROLLER OF EXAMINATIONS**  
**RAJAH SERFOJI GOVERNMENT COLLEGE (AUTONOMOUS)**  
**THANJAVUR - 613 005.**

**Head**  
**& Research Dept. of Economics**  
**Rajah Serfoji Govt. College (Autonomous)**  
**THANJAVUR**



1. <https://www.economist.com/business/2018/10/27/sulphuremissions-rules-for-shipping-will-worsen-global-warming> EY (2017): Repositioning Greece as a global maritime capital.
2. [https://www.ey.com/Publication/vwLUAssets/ey-shipping-survey-enshort/\\$FILE/Shipping\\_Survey\\_en\\_short.pdf](https://www.ey.com/Publication/vwLUAssets/ey-shipping-survey-enshort/$FILE/Shipping_Survey_en_short.pdf)
3. <https://mitpress.mit.edu/9780262100250/port-economics/>

**COURSE OUTCOMES:**

Upon Completion of this course, the students will be able to

No.	Course Outcomes	K-Levels
CO1	To understand the knowledge of challenges of Maritime Economics	K1, K2, K4
CO2	To know the factors influencing demand and supply	K2, K4,
CO3	Identify types of shipping and to know shipping policies	K1, K3, K4
CO4	Gain in-depth knowledge in maritime trade in economy	K2, K4
CO5	Analyze the impact and trends in developed and developing countries	K3, K2, K5

K1 – Knowledge, K2 - Understand, K3 – Apply, K4 – Analyse, K5 – Evaluate, K6 – Create

**CO-PO Mapping (Course Articulation Matrix)**

CO/PSO	PSO 1	PSO2	PSO3	PSO4	PSO5
CO1	3	3	3	3	2
CO2	3	3	3	3	3
CO3	3	3	3	3	3
CO4	2	3	3	3	3
CO5	3	3	3	2	3
AVERAGE	14	15	15	14	14
Weighted percentage of Course Contribution to Pos	2.6	2.6	3.0	2.8	2.8

**Level of Correlation between PSO's and CO's**

A(Suggested by UGC as per Six Sigma Tool – Cause and Effect Matrix)

Assign the value

1 – Low

2 – Medium

3 – High

0 – No Correlation

Head  
PG & Research Dept. of Economics  
Rajah Serfoji Govt. College (Autonomous)  
THANJAVUR

CONTROLLER OF EXAMINATIONS  
RAJAH SERFOJI GOVERNMENT COLLEGE (AUTONOMOUS)  
THANJAVUR - 613 005.

#### 4. POPULATION STUDIES

##### Course Objectives:

1. To apply demographic concepts and population theories to explain past and present population characteristics.
2. To evaluate the use of demographic concepts and population theories to understand contemporary socio-economic issues and current affairs and to assess the relationship between demographic change and policy.

##### Unit I: Introduction Population Studies:

Nature and scope, Concepts and Definitions, Population Studies and Demography, Development of population Studies in World and India, Inter relationship between population studies and other disciplines. Sources of Population Data: Population Census-History of Census Taking in India, Vital Statistics Registration Systems-Historical Background-Vital Registration in different countries, Civil Registration in India-Historical Background, Sample Surveys-Important Demographic Sample Surveys conducted in India. Dual Reporting System, Population Registers and International Publications.

##### Unit II: Population Growth and Distribution Population Growth

World, Developing and Developed countries. India's Population Growth-Trends and differentials in state and union territories, Factors Responsible for Rapid Population increase in India, Current Population situation and Future Prospects, Population Distribution among developed and developing regions of the world, Factors affecting Population distribution of India, Basic measures of population distribution.

##### Unit III: Population Structure and Characteristics Sex and Age Structure


Sex and Age Structure of various countries, Population PYRAMID, Factors affecting Age and Sex Structure of population, Aging Population. Marital status classification of population, Literacy and Educational attainment: Definition, Source of Data Measures used to study Literature, Religious classification of population.

##### Unit IV: Population Dynamics Fertility

Terms and Concepts, Factors affecting Fertility: Physiological factors, Social and Cultural factors, Proximate determinants of Fertility, Sources Fertility data, Basic measures of Fertility. Mortality: Importance of the study, Terms and Concepts Data Sources and limitations, Factors important in the analysis of mortality, Measures of mortality, infant childhood and Maternal Mortality, Components of infant mortality, Levels and Trends and Mortality rates, Global HIV/AIDS Epidemic. Migration: of the study, Concepts and Definitions, Internal and International migration, Sources of Migration data, Measures of migration: Direct and Indirect methods, Everett Lee's Conceptual Framework for Migration analysis.

##### Unit V: Population Policy Concepts

  
**CONTROLLER OF EXAMINATIONS**  
**RAJAH SERFOJI GOVERNMENT COLLEGE (AUTONOMOUS)**  
**THANJAVUR - 613 005.**

  
**Head**  
**PG & Research Dept. of Economics**  
**Rajah Serfoji Govt. College (Autonomous)**  
**THANJAVUR**

Types of population Policies, Mortality, Fertility and Migration influencing Policies, World Population Plan of Action, Millennium Development Goals (MDGs), India's Population Policy, Family Planning Programme under various Five Year Plan Periods, Approaches to Family Planning Programme, Reproductive and Child Health Approach, National Population Policy 2000.

#### Text Books:

1. Shrivastava O.S. (2007), Demography and Population Studies, Quality Publishing Company (ajay)
2. Jain R.K. (2014), Textbook of Population Studies, Astha Publishers and Distributors

#### References:

1. Bhende Asha, A and Tara Kanitkar, (2012) Principles of Population studies, Mumbai Himalaya Publishing House.
2. Bogue, Donald J (1969), Principles of Demography, New York: John Wiley and Sons.
3. Baskar D. Misra. (1980), An introduction to the Study of Population, Madras: South Asian Publishers Pvt.Ltd.

#### Web Resources:


1. <https://censusindia.gov.in/census.website/>
2. <https://www.taylorfrancis.com/series/international-population-studies/ashser1353>
3. <https://data.worldbank.org/indicator/SP.POP.GROW>


#### Course Outcomes (Cos):

Upon Completion of this course, the students will be able to

No.	Course Outcomes	K-Levels
CO1	To define and explain the basic concepts of population studies.	K1, K2,
CO2	To outline construct and conclude the population growth and distribution.	K2, K3, K5,
CO3	To organize and interpret the various population structure.	K3, K4,
CO4	To examine and criticise the various population dynamics.	K4, K5,
CO5	To label, and outline the various population policy.	K1, K5,

K1 – Knowledge, K2 - Understand, K3 – Apply, K4 – Analyse, K5 – Evaluate, K6 – Create

  
**CONTROLLER OF EXAMINATIONS**  
**RAJAH SERFOJI GOVERNMENT COLLEGE (AUTONOMOUS)**  
**THANJAVUR - 613 005.**

  
**Head**  
**PG & Research Dept. of Economics**  
**Rajah Serfoji Govt. College (Autonomous)**  
**THANJAVUR**

**CO-PO Mapping (Course Articulation Matrix)**

CO / PO	PSO1	PSO2	PSO3	PSO4	PSO5
CO1	3	3	3	3	3
CO2	3	3	3	3	3
CO3	3	3	3	3	3
CO4	3	3	3	3	3
CO5	3	3	3	3	3
Weightage	15	15	15	15	15
Weighted percentage of Course Contribution to Pos	3.0	3.0	3.0	3.0	3.0

**Level of Correlation between PSO's and CO's**

(Suggested by UGC as per Six Sigma Tool – Cause and Effect Matrix)

Assign the value

1 – Low

2 – Medium

3 – High

0 – No Correlation



  
**CONTROLLER OF EXAMINATIONS**  
**RAJAH SERFOJI GOVERNMENT COLLEGE (AUTONOMOUS)**  
**THANJAVUR - 613 005.**

**Head**  
**PG & Research Dept. of Economics**  
**Rajah Serfoji Govt. College (Autonomous)**  
**THANJAVUR**

## 5. ECONOMIC THOUGHT OF NOBEL LAUREATES

### Course Objectives:

1. This course makes the students to acknowledge the various thoughts of Economist and the helps them to reason and understand current economics better
2. This course provides space for have various dimensional evolution of economics

### Unit I: Introduction and Microeconomics

Origin of Prize in Economic Sciences – Nomination and selection process of Nobel Laureates- Economics Prize Awards by Classification-First Nobel Laureates: Ragnar Frisch and Jan Tinbergen- Paul A. Samuelson -John R.Hicks and Kenneth J Arrow : Equilibrium and Welfare Theory-Leonid V. Kantorovich and Tjalling C. Koopmans - Ronald Coase : Transaction Costs.

### Unit II: Macroeconomics and International Economics

Gunnar Myrdal and Friedrich Hayek- Milton Friedman- Lawrence R Klein - Franco Modigliani Bertil Ohlin and James E Meade- James Tobin -Franco Modigliani

### Unit III: Public Economics Economic Development and Growth

Simon Kuznets-Theodore W. Schultz-W.Arthur Lewis -Robert M.Solow – James M Buchanan

### Unit IV: Behavioural Economics

**Herbert A.Simon: Decision-Making Process within Economic Organizations** -Gary Becker: Motives and Consumer Mistakes-Daniel Kahneman and Amos Tversky :Prospect Theory and Anchoring Bias -Robert J. Shiller :Analysis of Asset Prices -Richard Thaler: Predictable Irrationality that defy economic theory, Nudge Theory

### Unit V: Indian Nobel Laureates and Women Noble Laureates

Indian Nobel Laureates – Amartya Sen – Abhijit Banerjee – Elinor Ostrom – Economics of Common Pool Resources and Esther Duflo.

### Text books:

1. Howard R. Vane and Chris Mulhearn (2005) The Nobel Memorial Laureates In Economics, An Introduction to Their Careers and Main Published Works, Edward Elgar Publishing Limited
2. Bernard S. Katz (2017) Nobel Laureates in Economic Sciences: A Biographical Dictionary (Routledge Library Editions: The History of Economic Thought Book 7) 1st Edition, Routledge

### References:

CONTROLLER OF EXAMINATIONS  
RAJAH SERFOJI GOVERNMENT COLLEGE (AUTONOMOUS)  
THANJAVUR - 613 005.

Head  
PG & Research Dept. of Economics  
Rajah Serfoji Govt. College (Autonomous)  
THANJAVUR

- Lindbeck, Assar (ed.) (1992), Nobel lectures in economic sciences 1969-1980, World Scientific, London.
  - Maler, Karl-Goram (ed.) (1992), Nobel lectures in economic sciences 1981-1990, World Scientific, London.
  - Puttaswamaiah (1995), Nobel Economists, Vol.2 1975-85, Indus Publishing Company, New Delhi.
- [www.nobelprize.org/prizes/lists/video-prize-lectures-fromlaureates-in-economic-sciences/](http://www.nobelprize.org/prizes/lists/video-prize-lectures-fromlaureates-in-economic-sciences/)

### Web Resources

1. <https://www.chicagobooth.edu/faculty/nobel-laureates>
2. [www.nobelprize.org/prizes/lists/video-prize-lectures-fromlaureates-in-economic-sciences/](http://www.nobelprize.org/prizes/lists/video-prize-lectures-fromlaureates-in-economic-sciences/)
3. <https://www.nobelprize.org/prizes/lists/all-prizes-in-economic-sciences/>

### Course Outcomes (Cos):

Upon Completion of this course, the students will be able to

No.	Course Outcomes	K-Levels
CO1	To recall and show the origin of prizes give to the noble laureate in Economic science	K1, K2
CO2	To explain and identify the post Keynesian economist	K2, K3
CO3	To Examine and make use of Economics of growth model to understand the current economy	K3, K4
CO4	To analyze the importance and evaluate of behavioral economist	K4, K5
CO5	To assess and discuss about the Indian economist in international economics and economy	K5, K6

K1 – Knowledge, K2 - Understand, K3 – Apply, K4 – Analyse, K5 – Evaluate, K6 – Create.




**CONTROLLER OF EXAMINATIONS**  
RAJAH SERFOJI GOVERNMENT COLLEGE (AUTONOMOUS)  
THANJAVUR - 613 005.

**Head**  
PG & Research Dept. of Economics  
Rajah Serfoji Govt. College (Autonomous)  
THANJAVUR

**CO-PO Mapping (Course Articulation Matrix)**

CO / PO	PSO1	PSO2	PSO3	PSO4	PSO5
CO1	3	2	2	3	2
CO2	3	3	2	3	3
CO3	3	3	3	2	2
CO4	3	3	3	3	2
CO5	3	3	3	3	3
Weightage	15	14	13	14	12
Weighted percentage of Course Contribution to Pos	3	2.8	2.6	2.8	2.4

**Level of Correlation between PSO's and CO's**

(Suggested by UGC as per Six Sigma Tool – Cause and Effect Matrix)

Assign the value

1 – Low


2 – Medium

3 – High

0 – No Correlation


**Head**

PG & Research Dept of Economics  
Rajah Serfoji Govt. College (Autonomous)  
THANJAVUR

  
CONTROLLER OF EXAMINATIONS  
RAJAH SERFOJI GOVERNMENT COLLEGE (AUTONOMOUS)  
THANJAVUR - 613 005.

## 6. ECONOMICS OF NATURAL DISASTERS

### Course Objectives:

1. To enable the students to acquire knowledge relating to natural disaster and its impact on the economy.
2. To make the students aware of natural hazards in the Economy

### Unit I: Introduction

The goal of disaster economic analysis- Important terminology-hazard, vulnerability, disaster, disaster risk, mitigation, preparedness, rehabilitation and reconstruction- Types of hazards - Natural hazards - Man made hazards.

### Unit II: Economic Effects of Disasters

Direct effects-Indirect effects -Secondary effects- Consequences of disasters - measurement of consequence -Tangible losses - Intangible losses.

### Unit III: Disaster Risk Reduction and Mitigation

Quantification of disaster risk: UNDP's Disaster Risk Index Components of disaster risk reduction -Role of market- Integrating disaster risk in poverty reduction strategy and incorporating disaster risk in economic appraisal- Vulnerability context - Source of Vulnerability - Tools for assessing hazard-induced Vulnerability - Vulnerability indicators- Mitigation of economic and human impact.

### Unit IV: Intervention Policies

Differences in intervention for natural and human – made disasters Policy instruments for disaster intervention- Interventions for general multi – sectoral disasters - Disasters involving displaced populations - Disasters leading to food insecurity - Disaster expected from climate change.

### Unit V: Finance Options

Debt swaps-Triangular food aid- Disaster insurance- Revolving funds - Central bank assistance.

### Text Books:

1. Suman Kumari Sharma, and Euston Quah, Economics of Natural Disasters, World Scientific
2. Debarati Guha-Sapir and Indhira Santos (2013) The Economic Impacts of Natural Disasters, OUP USA; Illustrated edition

### References:

1. Ahmad, Ayaz: (2003), Disaster Management,(Anmol Publications. New Delhi).
2. Ghosh, G.K: (2007), Disaster Management; Saujanya Books, New Delhi.
3. Ross Bull (1994), Disaster Economics, UNDP, Disaster Management Training Programme.

Head  
PG & Research Dept. of Economics  
Rajah Serfoji Govt. College (Autonomous)  
THANJAVUR

CONTROLLER OF EXAMINATIONS  
RAJAH SERFOJI GOVERNMENT COLLEGE (AUTONOMOUS)  
THANJAVUR - 613 005.

**Web Resources:**

1. <https://www.journals.uchicago.edu/doi/full/10.1093/reep/rez004>
2. <https://www.ifo.de/DocDL/forum2-10-focus2.pdf>
3. <https://elibrary.worldbank.org/doi/abs/10.1596/1813-9450-5507>

**Course Outcomes (Cos):**

Upon Completion of this course, the students will be able to

No.	Course Outcomes	K-Levels
CO1	To explain and outline the basic concepts of disaster economic analysis.	K1,K2
CO2	To explain and identify the economic effects of disasters.	K2,K3
CO3	To interpret, develop and determine the quantification of disaster risk.	K2,K3,K5
CO4	To illustrate and discuss the intervention policies.	K2,K6
CO5	To determine and estimate the finance options for disasters.	K5,K6

K1 – Knowledge, K2 - Understand, K3 – Apply, K4 – Analyse, K5 – Evaluate, K6 – Create.

**CO-PO Mapping (Course Articulation Matrix)**

CO /PO	PSO1	PSO2	PSO3	PSO4	PSO5
CO1	3	3	3	3	3
CO2	3	3	3	3	3
CO3	3	3	3	3	3
CO4	3	3	3	3	3
CO5	3	3	3	3	3
Weightage	15	15	15	15	15
Weighted percentage of Course Contribution to Pos	3.0	3.0	3.0	3.0	3.0

**Level of Correlation between PSO's and CO's**

(Suggested by UGC as per Six Sigma Tool – Cause and Effect Matrix)

Assign the value

- 1 – Low
- 2 – Medium
- 3 – High
- 0 – No Correlation

Head

PG & Research Dept. of Economics  
Rajah Serfoji Govt. College (Autonomous)  
THANJAVUR

CONTROLLER OF EXAMINATIONS  
RAJAH SERFOJI GOVERNMENT COLLEGE (AUTONOMOUS)  
THANJAVUR - 613 005.

# ABILITY AND SKILL ENHANCEMENT PAPERS

## 1. MANAGERIAL SKILLS

(Learning of Managerial Skill and Office Assistance – Clerical Job)

### Course Objectives:

1. To develop administrative skills
2. To acquire modern management techniques

### Unit I: Communication

Definition-characteristics of communication-purpose of communication-importance-Process of communication-Barriers to communication-Principles of effective communication-Benefits of effective communication-Formal Business report-Business letter format

### Unit II: Role of Manager in organization

Interpersonal roles-informal role-Decision Making roles, Levels of Management- Top Management- Upper Middle Management - Middle Management- Operating Management.

### Unit III: Types of Managerial Skills

Technical skill, Human or Psychological Skill, Conceptual Skill, Diagnostic Skill, Design Skill, Analytical Skill, Decision making skill-Digital Skill, Interpersonal Skill, Planning and Administration Skill, Teamwork Skill, Strategic Action skills, Global Awareness Skill, Self-management skill. Personal skills – Dedication, Persistence, Assertiveness.

### Unit IV: Emotional Intelligence

Meaning, Personal Competencies, Self-Awareness, Self-regulation, Self-Motivation, Social Competencies, Empathy, Social Interpersonal Skills. Attitude –Meaning, Features of Attitude, sources of Attitude-Formation of attitudes-Values-Characteristics –types of Values

### Unit V: Problem solving:

Steps in Analytical problem solving –attributes of good problem solving –Generating Alternatives –Evaluation and selection of an alternative. Team building-Developing Team and Team work-advantages

### Text Books:

1. Dr.K.Alex ( 2015 ) Managerial Skills S,Chand New Delhi
2. S.A RahmathAmeena Begum, Managerial Skill Development ,CharulathaPublications,India

### Reference:

1. E.H.McGrath ,S.J (2011) Basic Managerial Skills for All ,Prentice Hall India Learning PvtLtd,India
2. Cynthia MenezesPrabhu (2022) Managerial skills 2, Pen to print Publishing, India
3. Meir Liraz, How to Improve Your Leadership and Management Skills - Effective Strategies for Business Managers, Liraz Publishing

CONTROLLER OF EXAMINATIONS  
RAJAH SERFOJI GOVERNMENT COLLEGE (AUTONOMOUS)  
THANJAVUR - 613 005.

Head  
PG & Research Dept. of Economics  
Rajah Serfoji Govt. College (Autonomous)  
THANJAVUR

**Web References:**

1. <https://elearningindustry.com/tips-improving-management-skills-in-online-training>
2. <https://corporatefinanceinstitute.com/resources/careers/soft-skills/management-skills/>
3. <https://www.itm.edu/blog/pgdm-what-makes-pgdm-in-operations-and-supply-chain-a-good-option-for-candidates-with-good-managerial-skills>

**Course Outcomes (COs):**

Upon Completion of this course, the Students will be able

S.No	Course Outcomes	K-Levels
CO1	Understand the importance of communication	K <sub>1</sub> , K <sub>2</sub> , K <sub>3</sub> K <sub>4</sub>
CO2	Learn about the pattern of Management	K <sub>1</sub> ,K <sub>2</sub> , K <sub>3</sub> ,K <sub>4</sub>
CO3	Types of Managerial skills and Personal skills	K <sub>1</sub> ,K <sub>2</sub> , K <sub>3</sub> K <sub>4</sub>
CO4	Practice Emotional Intelligence and Values	K <sub>1</sub> , K <sub>2</sub> , K <sub>3</sub> K <sub>4</sub>
CO5	Adopt Problem solving methods	K <sub>1</sub> ,K <sub>2</sub> ,K <sub>3</sub> ,K <sub>4</sub>

K<sub>1</sub> – Knowledge, K<sub>2</sub> - Understand, K<sub>3</sub> – Apply, K<sub>4</sub> – Analyse, K<sub>5</sub> – Evaluate, K<sub>6</sub> – Create.

**CO-PO Mapping (Course Articulation Matrix)**

CO /PO	PSO1	PSO2	PSO3	PSO4	PSO5
CO1	3	3	3	3	3
CO2	3	3	3	3	3
CO3	3	3	3	3	3
CO4	3	3	3	3	3
CO5	3	3	3	3	3
Weightage	15	15	15	15	15
Weighted percentage of Course Contribution to Pos	3	3	3	3	3

**Level of Correlation between PSO's and CO's**

(Suggested by UGC as per Six Sigma Tool – Cause and Effect Matrix)


Assign the value


1 – Low

2 – Medium

3 – High

0 – No Correlation

  
**CONTROLLER OF EXAMINATIONS**  
 RAJAH SERFOJI GOVERNMENT COLLEGE (AUTONOMOUS)  
 THANJAVUR - 613 005.

  
**Head**  
 PG & Research Dept. of Economics  
 Rajah Serfoji Govt. College (Autonomous)  
 THANJAVUR

## 2..BUSINESS MANAGEMENT WITH TALLY

(Learning of Tally for Employability)

### Course Objectives:

1. To understand the nature of a business organization.
2. To learn data maintenance for a business organization.

### Unit I: Simple Accounting Management

Pre-Defined accounting groups and flexible chart of accounting – Groups and Ledgers management – Multi Currency support – Post dated transactions

### Unit II:Flexible purchase and Sales Management

GST complaint invoice – Multiple billing formats – Multiple price list and discount management – multiple mailing address – sales and purchase order processing

### Unit III:Inventory Management

Physical stock Verification - Manufacture and expiry date management – Flexible unit of measurement – Job costing –Reorder level - Multiple stock valuations

### Unit IV: Banking and Job work

Auto Configuration - Cheque book management – Auto Bank reconciliation – Post dated cheque management – E payment – Job Order and Work Processing

### Unit V: Accounting andFinancial Reports

Ledger reports – Cash/Bank Report – Bill receivable and payment – balance sheet – profit and loss A/C – Stock Summery – Stock Transfers – Order Summery

### Text Books:

1. Tally.ERP 9 with GST in Simple Steps Paperback ,(2020) DT Editorial Services, India
2. Dr.NamrataAgrawal, Comdex Tally.ERP 9 Course Kit (2019), Dreamtech press , India

### References:

1. Asok .K.Nadhani (2018), Tall. ERP 9 Training Guide, BPB Publications, India
2. Vikas Gupta (2018), Comdex Tally.ERP 9 Course Kit with GST and MS Excel, Dreamtechpress ,India
3. Shraddha Singh, Tally Erp 9, VandS Publishers

### Web Resources:

1. <https://tallysolutions.com/learning-hub/>

<https://www.rivercastlibrary.org/Pages/Index/183493/tech-time-online-resources->

with-tally

3. [https://www.tallysoft.com/wp-content/uploads/2017/07/TallyExplorer-Manual\\_v5.1.0.0.pdf](https://www.tallysoft.com/wp-content/uploads/2017/07/TallyExplorer-Manual_v5.1.0.0.pdf)

### Course Outcomes (COs):

Upon Completion of this course, the Students will be able

S.No	Course Outcomes	K-Levels
CO1	Understand accounting and inventory Management	K <sub>1</sub> , K <sub>2</sub> , K <sub>4</sub>
CO2	Able to maintain Company data like Flexible purchase and Sales Management	K <sub>1</sub> , K <sub>2</sub> , K <sub>3</sub> , K <sub>4</sub>
CO3	Develop skill in Inventory management	K <sub>1</sub> , K <sub>2</sub> , K <sub>3</sub> , K <sub>4</sub>
CO4	Learn to create Banking Transactions and E- payment	K <sub>1</sub> , K <sub>2</sub> , K <sub>3</sub> , K <sub>4</sub>
CO5	Acquire knowledge about Accounting and Inventory Reports in Tally ERP	K <sub>1</sub> , K <sub>2</sub> , K <sub>3</sub> , K <sub>4</sub>

K<sub>1</sub> – Knowledge, K<sub>2</sub> - Understand, K<sub>3</sub> – Apply, K<sub>4</sub> – Analyse, K<sub>5</sub> – Evaluate, K<sub>6</sub> – Create.

### CO-PO Mapping (Course Articulation Matrix)

CO / PO	PSO1	PSO2	PSO3	PSO4	PSO5
CO1	3	3	3	3	3
CO2	3	3	3	3	3
CO3	3	3	3	3	3
CO4	3	3	3	3	3
CO5	3	3	3	3	3
Weightage	15	15	15	15	15
Weighted percentage of Course Contribution to Pos	3	3	3	3	3

### Level of Correlation between PSO's and CO's

(Suggested by UGC as per Six Sigma Tool – Cause and Effect Matrix)

Assign the value


1 – Low

2 – Medium

3 – High

0 – No Correlation

  
**CONTROLLER OF EXAMINATIONS**  
 RAJAH SERFOJI GOVERNMENT COLLEGE (AUTONOMOUS)  
 THANJAVUR - 613 005.

  
**Head**  
 PG & Research Dept. of Economics  
 Rajah Serfoji Govt. College (Autonomous)  
 THANJAVUR

### 3. LEADERSHIP QUALITY AND DEVELOPMENT

#### Course Objective:

1. This course would provide an understanding of the various aspects that would eventually help in becoming a Leader
2. To cultivate the leadership qualities among students

#### Unit I: Introduction

Leadership- Definition - Evolution and Growth of leadership- Theories of Leadership- Blake and Mouton's Managerial Grid- House's Path Goal Theory- Great Man Theory of Leadership.

#### Unit 2: Traits of a Leader

Developing Leadership Traits and Skills -Styles of Leadership-Difference between Leadership and Management- Authority Vs Leadership.

#### Unit 3: Motivation and Emotional Intelligence

Leadership and Motivation -Emotional Intelligence-Traits of an Ethical Leader- Cultural Dimensions of Leadership- Creating Personal Leadership Brand.

#### Unit 4: Group Leadership

Team Leadership - Conflict Management- Effective Negotiations- Group culture and dynamics.

#### Unit 5: Women and Leadership

Women Political Leaders- Women in Corporates- Concept of Glass Ceiling in the Workplace -Influential Indian Women in Corporate.

#### Textbooks:

1. Kavin Dalton ( 2013) Leadership and Management Development Pearson Education
2. Stephen R. Covey (2014 )Principle-centered Leadership Harper Collins Publisher

#### References:

1. John Maxwell ( 2007) The 21 Irrefutable Laws of Leadership, Harper Collins Leadership
2. James M. Kouzes and Barry Z. Posner (2010 ) The Truth About Leadership, First Edition Jossey-Bass Publisher
3. Dr. Carrie Picardi ( 2021) Leadership Essentials You Always Wanted to Know (Self-Learning Management Series) First Edition Vibrant Publishers.

Head  
PG & Research Dept. of Economics  
Rajah Serfoji Govt. College (Autonomous)  
THANJAVUR

CONTROLLER C.  
RAJAH SERFOJI GOVERNMENT  
THANJAVUR

INATIONS  
GE (AUTONOMOUS)

**Web Resources:**

1. [https://www.mindtools.com/pages/article/newLDR\\_84.htm](https://www.mindtools.com/pages/article/newLDR_84.htm)
2. <https://www.imd.org/imd-reflections/reflection-page/leadership-styles/>
3. <https://www.thebalancecareers.com/conflict-management-skills-2059687>

**Course Outcomes (Cos):**

Upon completion of this course, the students will be able to

No.	Course Outcomes	K-Levels
CO1	Understand the importance of Leadership	K1, K4
CO2	Summarize the leadership Styles	K2,K5
CO3	Analyze the Motivation required for an Effective Leader	K4, K5
CO4	Formulate policies to understand Conflict Management	K4,K6
CO5	Explain the leadership styles of Women in Politics and Business	K2,K4,K6

K1 – Knowledge, K2 - Understand, K3 – Apply, K4 – Analyse, K5 – Evaluate, K6 – Create.

**CO-PO Mapping (Course Articulation Matrix)**

CO /PO	PSO1	PSO2	PSO3	PSO4	PSO5
CO1	3	3	2	3	3
CO2	3	3	3	3	3
CO3	3	3	3	3	3
CO4	3	3	3	3	3
CO5	3	3	3	3	3
Weightage	15	15	14	15	15
Weighted percentage of Course Contribution to Pos	3	3	2.8	3	3

**Level of Correlation between PSO's and CO's**

*(Suggested by UGC as per Six Sigma Tool – Cause and Effect Matrix)*

Assign the value

1 – Low

2 – Medium

3 – High

0 – No Correlation

Head  
PG & Research Dept. of Economics  
Rajah Serfoji Govt. College (Autonomous)  
THANJAVUR

  
CONTROLLER OF EXAMINATIONS  
RAJAH SERFOJI GOVERNMENT COLLEGE (AUTONOMOUS)  
THANJAVUR - 613 005. (Women Empowerment, Disability, Social Inclusion)

**Course Objective:**

1. To understand the importance of Ethical Values.
2. To equip the students with social responsibilities

### **Unit 1: Introduction**

Social Ethics – Definition - -Ethical Model: Golden Rule Model and Kantian Model- Ethical Decision-making, Ethical Dilemmas in Organization, Corporate Governance- Types of Ethical Issues - Theft - Bribery and Corruption - Exploitation of Employees – Discipline - Whistle Blowing.

### **Unit 2: Workplace and Professional Ethics**

Ethical Issues in Workplace- Types - Accountability - Employee Favoritism -Bad Leadership Behavior- Gender Ethics- Sexual Harassment and Discrimination.

### **Unit 3: Social Responsibility of Business**

Social Responsibility of Business – Shareholders-Employees -Customers-Community and Government - Corporate Social Responsibility Initiatives -Dimensions-Ethics of Environment Protection & Pollution Control.

### **Unit 4: Social Inclusion**

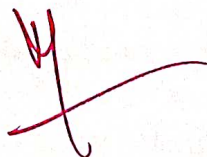
Meaning of Social Inclusion and Exclusion – Dimensions of Social Inclusion- Gender Inclusion and Equality

### **Unit 5: Opportunities for Disabled**

Mainstreaming Disability- Provision of Employment Opportunities for disabled – Indian Government Schemes – Ministry of Social Justices and Empowerment

### **Textbooks:**

1. Jenny Teichman (1996 ) Social Ethics A Student's Guide Wiley Blackwell
2. John S.Feinburg and Paul D.Feinburg(2010) Ethics for a Brave New World, Crossway.



**Head**  
PG & Research Dept. of Economics  
Rajah Serfoji Govt. College (Autonomous)  
THANJAVUR

  
**CONTROLLER OF EXAMINATIONS**  
RAJAH SERFOJI GOVERNMENT COLLEGE (AUTONOMOUS)  
THANJAVUR - 613 005.

## References

1. Denis Collins and Patricia Kanashiro (2017) **Business Ethics: Best Practices for Designing and Managing Ethical Organizations** SAGE Publications, Inc; Third edition
2. William H. Shaw (2016) **Business Ethics : A textbook with Cases** Cengage Learning
3. Govindarajan M., Senthilkumar M.S. Natarajan (2013) **Professional Ethics and Human Values**, PHI

## Web Resources

1. <https://pachamama.org/social-justice/social-responsibility-and-ethics>
2. <http://www.fimt-ggsipu.org/study/bbabi310.pdf>
3. <https://www.socialworkers.org/About/Ethics/Ethics-Education-and-Resources>

## Course Outcomes (Cos):

Upon Completion of this course, the students will be able to

No.	Course Outcomes	K-Levels
CO1	Understand the importance of Ethics and outlining the various types of Ethical Issues in an organization	K1, K2, K4
CO2	Categories the ethical issues in the workplace	K2, K4, K5
CO3	Evaluate the need for Corporate Social Responsibility	K1, K4
CO4	Design Policies for Social inclusion	K4, K5
CO5	Know various schemes for disabled	K5, K6

K1 – Knowledge, K2 - Understand, K3 – Apply, K4 – Analyse, K5 – Evaluate, K6 – Create.

## CO-PO Mapping (Course Articulation Matrix)

CO /PO	PSO1	PSO2	PSO3	PSO4	PSO5
CO1	3	3	3	3	3
CO2	3	3	2	3	3
CO3	3	3	3	3	3
CO4	3	3	3	2	3
CO5	3	3	3	3	3
Weightage	15	15	14	14	15
Weighted percentage of Course Contribution to Pos	3	3	2.8	2.8	3


## Level of Correlation between PSO's and CO's

(Suggested by UGC as per Six Sigma Tool – Cause and Effect Matrix)

Assign the value

1 – Low 2 – Medium 3 – High 0 – No Correlation

  
**CONTROLLER OF EXAMINATION**  
**RAJAH SERFOJI GOVERNMENT COLLEGE (AUTONOMOUS)**  
**THANJAVUR - 613 005.**

  
**Head**  
**PG & Research Dept. of Economics**  
**Rajah Serfoji Govt. College (Autonomous)**  
**THANJAVUR**

## 5. SOCIAL ENTREPRENEURSHIP IN HEALTH AND HYGIENE

### Course Objectives:

1. To understand the social entrepreneurship, motivation and its health and hygienic\
2. To analyse Entrepreneurial motivation and to evaluate about the organizations for Internship and Observation Visits

### Unit I Social Entrepreneurship

Entrepreneurship: Meaning, Concept, Definition, Theories - Entrepreneurship - Social Entrepreneurship and Innovation -Objectives - Importance and Significance - Characteristics and qualities of Entrepreneurs. - Skills for Entrepreneurship - Issues and challenges. - Business Ethics

### Unit II Entrepreneurial motivation

Motivating Factors - Motivation Theories: Maslow's Need Hierarchy Theory, McClelland's Acquired Need Theory - Government's Policy Actions towards Entrepreneurial promotion - Entrepreneurship Development Programme

### Unit III Entrepreneurship in health and hygienic

Vision and Mission - Planning, Organizing, Actuating and Control - Resources required (Money, Manpower, Machine, Material) - Training and Development - Networking with other organization -Innovative Ideas to deal with the context

### Unit IV Organizations for Internship and Observation Visits

Internship- Meaning - Significance of Internship - International Organizations (UNICEF) - Government Organizations (SBM) - NGOs (ESI) - Model villages.

### Unit V: Activities as their Practicum

Seminars/group presentation on social entrepreneurship - Field visit and report writing -Critical Analysis of policies -Case studies

### Text books:

1. Hisrich. (2011). Entrepreneurship. Tata McGraw-Hill Education.
2. Oates, David. (2009). A Guide to Entrepreneurship. Jaico Publishing House, Mumbai,Edn.

### References:

1. Desai, Vasant. (2002). Project Management and Entrepreneurship. Mumbai: Himalaya Publishing House
2. Mohanty, S. K. (2005). Fundamentals of entrepreneurship. PHI Learning Pvt. Ltd..Kiesner, F. (Ed.). (2009). Creating entrepreneurs: making miracles happen. World scientific.
3. Sharma, S. (2021). Entrepreneurship development. PHI Learning Pvt. Ltd.

Head  
PG & Research Dept. of Economics  
Rajah Serfoji Govt. College (Autonomous)  
THANJAVUR

CONTROLLER OF EXAMINATIONS  
RAJAH SERFOJI GOVERNMENT COLLEGE (AUTONOMOUS)  
THANJAVUR - 613 005.

**Web References:**

1. <https://www.who.int/>
2. <https://www.unicef.org/>
3. <https://www.weforum.org/>

**Course Outcomes (Cos):**

Upon Completion of this course, the Students will be able

No.	Course Outcomes	K-Levels
CO1	understand the social entrepreneurship and innovation	K1, K2, K3
CO2	Describe the entrepreneurial motivation and its theories	K3, K5
CO3	To attain knowledge about social entrepreneurship in health and hygiene	K2, K4
CO4	To provide an overview of various internship programmes offer by different organizations	K1, K2
CO5	To enable students acquire skills required for social entrepreneurship.	K1, K4, K5

K1 – Knowledge, K2 - Understand, K3 – Apply, K4 – Analyse, K5 – Evaluate, K6 – Create.

**CO-PO Mapping (Course Articulation Matrix)**

CO /PO	PSO1	PSO2	PSO3	PSO4	PSO5	PSO6
CO1	2	3	3	3	2	3
CO2	3	3	3	3	2	3
CO3	3	2	3	2	2	3
CO4	3	2	2	2	3	3
CO5	3	2	2	2	3	3
Weightage	14	12	13	14	12	15
Weighted percentage of Course Contribution to Pos	2.8	2.4	2.6	2.8	2.4	3

**Level of Correlation between PSO's and CO's**

(Suggested by UGC as per Six Sigma Tool – Cause and Effect Matrix)

Assign the value


1 – Low

2 – Medium

3 – High

0 – No Correlation



  
**CONTROLLER OF EXAMINATIONS**  
 RAJAH SERFOJI GOVERNMENT COLLEGE (AUTONOMOUS)  
 THANJAVUR - 613 005.

**Head**  
 PG & Research Dept. of Economics  
 Rajah Serfoji Govt. College (Autonomous)  
 THANJAVUR

## 6. PERSONALITY DEVELOPMENT

### Course Objectives:

1. To mark the students able and effective leadership and personality development
2. To learn the self-evaluation skill

### Unit I: Concept of Personality

Personality - Definition and meaning, Importance, Leadership and Management, Leader vs Manager, Essential qualities of an effective leader

### Unit II: Personality Characteristics

Personality: Concept and Definition, Determinants of personality, Personality traits, Personality characteristics in organizations

### Unit III: Self-evaluation

Self-evaluation, Locus of control, Self-efficacy, Self-esteem, Self-monitoring: Positive and negative Impact. Organizational Context of Leadership and Personality - Contemporary Business Leaders.

### Unit IV: Qualities of Personality Development

Body language - Problem-solving - Conflict and Stress Management - Decision-making skills - Character building - Team-work - Time management - Work ethics and etiquette.

### Unit V: Aspects of Employability

Resume building- Interactive session - Facing the Personal (HR & Technical) Interview - Self Introduction - Psychometric Analysis - Mock Interview Sessions.

### Textbooks:

1. Parikh, M., & Gupta, R. K. (2010). *Organisationalbehaviour*. Tata McGraw Hill Education Pte. Limited.
2. Mullins, L. J., & McLean, J. E. (2019). *Organisationalbehaviour in the workplace*. Harlow: Pearson.


### References:

1. Hofmann, D. A., & Jones, L. M. (2005). Leadership, collective personality, and performance. *Journal of Applied psychology*, 90(3), 509.
2. Aurther, J. (2006). *Personality development*. Lotus Press.
3. Roberts, B. W. (2006). Personality development and organizational behavior. *Research in organizational behavior*, 27, 1-40.

### Web References

1. <https://hbr.org/2017/09/could-your-personality-derail-your-career>
2. <https://au.indeed.com/career-advice/resumes-cover-letters/personal-skills>

Head  
PG & Research Dept. of Economics  
Rajah Serfoji Govt. College (Autonomous)  
THANJAVUR

  
CONTROLLER OF EXAMINATIONS  
RAJAH SERFOJI GOVERNMENT  
THANJAVUR  
AUTONOMOUS

3. [https://socialsci.libretexts.org/Courses/College\\_of\\_the\\_Canyons/COMS\\_246%3A\\_Interpersonal\\_Communication\\_\(Leonard\)/2%3A\\_Communication\\_and\\_the\\_Self/2.1%3A\\_Self-Concept%2C\\_Self-Esteem\\_and\\_Self-Efficacy](https://socialsci.libretexts.org/Courses/College_of_the_Canyons/COMS_246%3A_Interpersonal_Communication_(Leonard)/2%3A_Communication_and_the_Self/2.1%3A_Self-Concept%2C_Self-Esteem_and_Self-Efficacy)

### Course Outcomes (Cos):

Upon Completion of this course, the Students will be able to

No.	Course Outcomes	K-Levels
CO1	Understand the importance of personality development	K1, K2, K3
CO2	To evaluate the Characteristics of Personality	K3, K5
CO3	Examine and analyse the concept of Self-evaluation	K2, K4
CO4	Describes the concept of Qualities of Personality Development	K1, K2
CO5	Create the self-evaluation and Organizational Context of Leadership and Personality	K1, K4, K5

K1 – Knowledge, K2 - Understand, K3 – Apply, K4 – Analyse, K5 – Evaluate, K6 – Create.

### CO-PO Mapping (Course Articulation Matrix)

CO / PO	PSO1	PSO2	PSO3	PSO4	PSO5	PSO6
CO1	2	3	3	3	2	3
CO2	3	3	3	3	2	3
CO3	3	2	3	2	2	3
CO4	3	2	2	2	3	3
CO5	3	2	2	2	3	3
Weightage	14	12	13	14	12	15
Weighted percentage of Course Contribution to Pos	2.8	2.4	2.6	2.8	2.4	3

### Level of Correlation between PSO's and CO's

(Suggested by UGC as per Six Sigma Tool – Cause and Effect Matrix)

Assign the value

1 – Low

2 – Medium

3 – High

0 – No Correlation

**CONTROLLER OF EXAMINATIONS**  
**RAJAH SERFOJI GOVERNMENT COLLEGE (AUTONOMOUS)**  
**THANJAVUR - 613 005.**

**Head**  
**PG & Research Dept. of Economics**  
**Rajah Serfoji Govt. College (Autonomous)**  
**THANJAVUR**

## 7. ECONOMICS FOR COMPETITIVE EXAMINATION

### Course Objectives:

1. To enable the students to acquire knowledge related to various Economics concepts pertaining to Indian Economy.
2. To help the students to have reason and think Economics and apply it in real terms

### Unit I: Economics Growth and Development

The basic concept and definition of economy and economics – its uses and transfer of resources, distributive effects, macro and micro economic policy, micro-macro balance, the distributive impact of economic policies, development versus growth, determinant of growth and development, concepts such as HPI / MPI, HDI, PQLI, GEM, GDI / GII, TAI, Green index, sustainable development, India's ranking in the various indices.

### Unit II: Inclusion and Poverty

Definition, relevance, types, financial inclusion, recent initiatives – Poverty – Definitions, causes, distribution – deprivation, income versus calories, measurement of poverty, the status of poverty, eradication programmes, poverty and resource policy, tribal rights and issues, livelihood mission.

### UNIT III: Basic Economic Indicators and Features of Indian Economy

National Income – Concepts, Methods of calculation – Features of Indian Economy – Economic and Non-economic factors - Price Index, Production, Population, Foreign Trade – Division of economic activities – Human Development Reports.

### Unit IV: Agriculture and Industry

Crops, Seasons, Agricultural Credit Agencies, Kisan Credit Agencies, Land Reforms, Insurance, Green, White, Blue, Yellow Revolutions, Irrigation – Industrial Policies (1948, 1956, 1991), Small Scale Industries, Industrial Sickness, Disinvestment, PSU Policy, Industrial Finance. – Labour Policies

### Unit V: Public Finance

Fiscal Policy – Definition, Components, Receipts, Revenue and Capital Account, Tax Revenue, Expenditure, Budget - Finance Commission, Taxation, Deficit Financing, Public Spending and Debt. – Monetary Policy – Instruments – Current affairs in Economics

### Text Books:

3. Puri V.K., Misra S.K., Indian Economy, Himalaya Publication House
4. Bhatia H.L., Public Finance, Vikas Publishing House

Head  
PG & Research Dept. of Economics  
Rajah Serfoji Govt. College (Autonomous)  
THANJAVUR



CONTROLLER OF EXAMINATIONS  
RAJAH SERFOJI GOVERNMENT COLLEGE (AUTONOMOUS)  
THANJAVUR - 613 005.

**References:**

1. Jhingan M.L., The Economics of Development and Planning, Vrinda Publications P Ltd
2. Koutsoyiannis A., Modern Microeconomics, Palgrave Macmillan U.K.
3. Gaurav Datt and Ashwani Mahajan, Datt and Sundharam Indian Economy, S Chand and Co Ltd

**Web Resources:**

1. <https://www.indiabudget.gov.in/>
2. <https://www.nabard.org/news-article.aspx?id=25andcid=552andNID=220>
3. <https://www.birmingham.ac.uk/news/2017/green-white-and-blue-why-india-needs-a-third-agricultural-revolution#:~:text=Agriculture%20is%20the%20backbone%20of,the%20world's%20largest%20milk%20producer.>

**Course Outcomes (Cos):**

Upon Completion of this course, the Students will be able

No.	Course Outcomes	K-Levels
CO1	To explain and outline the concepts of Economic growth and development.	K1,K2
CO2	To explain and identify the problems of inclusion and poverty.	K2,K3
CO3	To interpret, develop and determine the economic indicators and features of Indian Economy.	K2,K3,K5
CO4	To illustrate and discuss the Agriculture and Industrial Sector.	K2,K6
CO5	To determine and estimate the Public Finance.	K5,K6

**CO-PO Mapping (Course Articulation Matrix)**

CO /PO	PSO1	PSO2	PSO3	PSO4	PSO5
CO1	3	3	3	3	3
CO2	3	3	3	3	3
CO3	3	3	3	3	3
CO4	3	3	3	3	3
CO5	3	3	3	3	3
Weightage	15	15	15	15	15
Weighted percentage of Course Contribution to Pos	3.0	3.0	3.0	3.0	3.0

**Level of Correlation between PSO's and CO's**

(Suggested by UGC as per Six Sigma Tool – Cause and Effect Matrix)


Assign the value

1 – Low

2 – Medium

3 – High

0 – No Correlation

  
**CONTROLLER OF EXAMINATIONS**  
 RAJAH SERFOJI GOVERNMENT COLLEGE (AUTONOMOUS)  
 THANJAVUR - 613 005.

  
**Head**  
 PG & Research Dept. of Economics  
 Rajah Serfoji Govt. College  
 Rajah Serfoji Govt. College (Autonomous)  
 THANJAVUR

## 8. COMMUNICATION SKILL AND REPORT WRITING

### Course Objectives:

1. To enable the student to have effective communication and presentation
2. To encourage and equip the students the write report dexterously

### Unit I: Defining the Features of Technical Writing and Presentations

Principles of a Technical Report · Know Your Audience, Purpose and Length of Report · Understand the cornerstones of a presentation · Define the various purposes of presentations and plan the correct structure.

### Unit II: Plan and Structure: Writing and Speaking with Purpose

Headings, Chapters and sections · Running headers and footers · Types of reports and templates to use · Main Idea and Arranging Details in Logical Sequence · Writing styles and techniques · Focus on your audience's needs · Word choice, tone, and what to include.

### UNIT III: Audience Awareness and Editing

Use correct grammar and punctuation to avoid common errors in reports and oral presentations · Create a professional, readable and visually attractive report and oral presentation - editing process.

### Unit IV: Group Practice and Interactive Session

Spotting common language problems (Lengthy and confusing sentence structures, weak vocabulary, etc) · Editing Content, Logic and Language in speech and writing · Guided writing practice with examples (Participants are to bring along their reports for group learning, editing and discussion) · Drafting – the mindset to avoid writer's block · Checking your own reports and presentations · Giving and receiving constructive feedback – effectiveness of review.

### Unit V: From Written Report to Verbal Presentation

Gather, analyse, organise and deliver technical information meaningfully · Use rhetorical devices and elements of persuasion to engage your audience.

### Text Books:

1. Powell, M. (2011). Dynamic presentations. Student's book with audio CDs. Germany: Cambridge University Press.
2. Allison, J., Powell, M. (2014). In Company 3.0: Upper Intermediate. Germany: Macmillan.


### References:

1. Mort, S. (2017). Professional Report Writing. United Kingdom: Taylor and Francis.  
(drawn from the list prescribed by AICTE)

Head

PG & Research Dept. of Economics  
Rajah Serfoji Govt. College (Autonomous)

THANJAVUR

  
CONTROLLER OF EXAMINATIONS  
RAJAH SERFOJI GOVERNMENT COLLEGE (AUTONOMOUS)  
THANJAVUR - 613 005.

2. Sharma, S., Raman, M. (2015). Technical Communication: Principles and Practice. India: Oxford University Press.
3. Effective Communication Skills. (2016). India: KHANNA Publishers.

#### Web Resources:

1. <https://owl.excelsior.edu/esl-wow/>
2. <https://owl.purdue.edu/>
3. <https://boisestate.pressbooks.pub/anintroductiontotechnicalcommunication/front-matter/introduction/>

#### Course Outcomes (Cos):

Upon Completion of this course, the Students will be able to

No.	Course Outcomes	K-Levels
CO1	Develop the purpose, goal of writing and speech, and an approach of persuading the audience.	K1,K2
CO2	Order and structure the material and the flow of information to support argument in speech and writing.	K2,K3
CO3	Create a report outline to link sections to support the persuasive message.	K2,K3,K5
CO4	Present experimental data using the principles of statistical analysis.	K2,K6
CO5	Edit technical documents by efficiently structuring the data and avoiding common infelicities of style.	K5,K6

#### CO-PO Mapping (Course Articulation Matrix)

CO /PO	PSO1	PSO2	PSO3	PSO4	PSO5
CO1	3	3	3	3	3
CO2	3	3	3	3	3
CO3	3	3	3	3	3
CO4	3	3	3	3	3
CO5	3	3	3	3	3
Weightage	15	15	15	15	15
Weighted percentage of Course Contribution to Pos	3.0	3.0	3.0	3.0	3.0

#### Level of Correlation between PSO's and CO's

(Suggested by UGC as per Six Sigma Tool – Cause and Effect Matrix)

Assign the value


1 – Low

2 – Medium

3 – High

0 – No Correlation

  
**CONTROLLER OF EXAMINATIONS**  
**RAJAH SERFOJI GOVERNMENT COLLEGE (AUTONOMOUS)**  
**THANJAVUR - 613 005.**

  
**Head**  
**PG & Research Dept. of Economics**  
**Rajah Serfoji Govt. College (Autonomous)**  
**THANJAVUR**

## 9. ROLE OF MSMEs - PRACTICE OF PUBLIC AND PRIVATE COMPANIES AND BANKING SYSTEMS

### Course Objectives:

1. To enlight the students on various opportunities to start a small scale business and the understand the structure of MSMEs in India
2. To educate students about the schemes and policies in India for companies and banking

### Unit I: MSMEs in India

Concept of Entrepreneur and Entrepreneurship - Quality and Characteristics of Entrepreneurs - Overview and History of Entrepreneurship - Definition - Overview - History of SMEs in India - Performance(Role/Economic Indicators) - Production - Employment and Export Opportunities in MSMEs - Steps involved in setting up MSMEs.

### Unit II: Programs Schemes and Services - I

Schemes Implemented by the ministry/through DC (MSME) Scheme - Scheme under XI Plan - Micro and Small Enterprise Cluster Development Program - Credit Linked Capital Subsidy Scheme for Technology Up gradation - Credit Guarantee Scheme - Assistance to Entrepreneurship Development Institutes. Programs and schemes of ministry of MSME Special Schemes for Backward area (State and UT to be considered backward and industrially backward Districts) Scheme on trade related entrepreneurship assistance and development (TREAD) for women Promotional Schemes for Women, Schemes Of NSIC, KVIC, COIR Board.

### UNIT III: Programs, Schemes and Services - II

Programs and schemes of ministry of MSME - Special Schemes for Backward area (State and UT to be considered backward and industrially backward Districts) - Scheme on trade related entrepreneurship assistance and development (TREAD) for women - Promotional Schemes for Women - Schemes of NSIC, KVIC, COIR Board.


### Unit IV: MSME Policies

Central Government Policies - SME and Export Promotion Policy - The MSME Development Act, 2006.

### Unit V: Emerging Trends and Institutions Supporting MSME

Overview of World Trade Organization, Intellectual property rights, INSME - (International SME Network) - Bar Coding.

**Head**  
PG & Research Dept. of Economics  
Rajah Serfoji Govt. College (Autonomous)  
THANJAVUR

  
**CONTROLLER OF EXAMINATIONS**  
RAJAH SERFOJI GOVERNMENT COLLEGE (AUTONOMOUS)  
THANJAVUR - 613 005.

**Text Books:**

1. Vasant Desai, The Dynamics Of Entrepreneurial Development And Management, Himalaya Publishing House
2. Paul Burns and Jim Dewhurst, Small Business and Entrepreneurship, Palgrave Macmillan; 2nd edition

**References:**

1. Gupta C.B. and Srinivasan N.P., Entrepreneurship development in India, Sulthan Chand and Sons
2. Kamal Garg, Bharat's Handbook on MSMEs (Micro, Small and Medium Enterprises), Bharat Law House Pvt. Ltd.
3. Indian Institute of Banking and Finance, Micro, Small and Medium Enterprises (MSMEs), TAXMANN

**Web Resources:**

1. <https://msme.gov.in/public-procurement-policy>
2. [https://www.wto.org/english/thewto\\_e/thewto\\_e.htm](https://www.wto.org/english/thewto_e/thewto_e.htm)
3. [http://coirboard.gov.in/?page\\_id=221](http://coirboard.gov.in/?page_id=221)

**Course Outcomes (Cos):**

Upon Completion of this course, the Students will be able

No.	Course Outcomes	K-Levels
CO1	To define MSME and to explain the history of it in India	K1,K2
CO2	To summarize and identify numerous schemes for MSMEs	K2,K3, K4
CO3	To analyze and illustrate the programs for women and economic backward	K2,K4
CO4	To know the functions of and discuss about MSME development Act	K4, K6
CO5	To evaluate and estimate the role of WTO in the functioning of MSMEs	K5,K6

**CO-PO Mapping (Course Articulation Matrix)**

CO /PO	PSO1	PSO2	PSO3	PSO4	PSO5
CO1	3	3	3	3	3
CO2	3	3	3	3	3
CO3	3	3	3	3	3
CO4	3	3	3	3	3
CO5	3	3	3	3	3
Weightage	15	15	15	15	15
Weighted percentage of Course Contribution to Pos	3.0	3.0	3.0	3.0	3.0

**Level of Correlation between PSO's and CO's**

(Suggested by UGC as per Six Sigma Tool – Cause and Effect Matrix)

Assign the value

1 – Low 2 – Medium 3 – High 0 – No Correlation

Head  
PG & Research Dept. of Economics  
Rajah Serfoji Govt. College (Autonomous)  
THANJAVUR

CONTROLLER OF EXAMINATIONS  
RAJAH SERFOJI GOVERNMENT COLLEGE (AUTONOMOUS)  
THANJAVUR - 613 006.